

TERTIARY EDUCATION STATISTICS

2022

2



HUMAN
RESOURCE
DEVELOPMENT
COUNCIL
of BOTSWANA



STATISTICS BOTSWANA

TERTIARY EDUCATION STATISTICS 2022

Published by:

Human Resource Development Council
Private Bag BR 108 Gaborone

Tel: +267 3930741

Fax: +267 3930740

Email: marketingcomms@hrdc.org.bw

Website: www.hrdc.org.bw

April 2024

ISBN: 978-99968-937-2-8

Extracts may be published if source is duly acknowledged.

April 2024 Copyright Reserved

Copyright Human Resource Development Council, 2024



HUMAN
RESOURCE
DEVELOPMENT
COUNCIL
of BOTSWANA

OUR PEOPLE · OUR FUTURE

TABLE OF CONTENTS



List of Abbreviations/Acronyms	iv	2.5 Enrolment by Qualification and Type of Institution	10
Foreword	vi	2.6 Enrolment by ISCED Field of Education	11
Notes to the Data	vii	2.7 Enrolment by ISCED Field of Education and Sex	12
Definition of Terms	vii	2.8 Enrolment by ISCED Field of Education and Qualification	13
Executive Summary	ix	2.9 Enrolment by ISCED Broad Group, Sex and Type of Institution	14
Introduction	1	2.10 Enrolment by Offering Type	16
Methodology	1	2.11 Enrolment by Financial Sponsor	17
Scope	1	2.12 Enrolment by Financial Sponsor and by Type of Institution	18
Instrument	2	2.13 Student Enrolment by Country of Origin-International Students	18
Ethical Considerations	2	2.14 Enrolment by Country of Origin and Sex	19
Analysis	2	2.15 Inbound Mobility Rate	19
Response Rate	2	2.16 Gross Enrolment Ratio	20
Methodological Challenges	2	2.17 Gross Enrolment Ratio by Sex	20
Chapter 1. Transition to Tertiary Education	3	2.18 Participation Rate in Technical-Vocational Programmes (15-24 year olds)	21
1.1 Transition Pathways	3	2.19 Gross Enrolment Ratio – International Comparisons	21
1.2 Number of Botswana General Certificate of Secondary Education Candidates	3	Chapter 3. Tertiary Education Graduates	22
1.3 First-time Entrants into Tertiary Education	4	3.1 Graduate Trends	22
1.4 Transition Rate	4	3.2 Graduation Rate	22
Chapter 2. Student Enrolment	5	3.3 Graduates by Qualification	23
2.1 Overall Student Enrolment-2022	5	3.4 Graduates by Qualification and Institution	23
2.2 Enrolment Trends	6	3.5 Graduates by ISCED field of Education	24
2.2.1 Enrolment Trends by Academic Year	6	3.6 Graduates by ISCED Field of Education and Qualification	25
2.2.2 Enrolment Trends by Academic Year and Sex	6	3.7 Graduates by ISCED Broad Group, Qualification and Institution	26
2.2.3 Tertiary Enrolments Trends-Disaggregation by Institutions	7	Chapter 4. Financial Resources Invested in Tertiary Education	29
2.2.4 Gender Parity in Tertiary Enrolments Trends	8	Chapter 5. Staff Members	30
2.3 Enrolment by Tertiary Institution and Sex	9	5.1 Teaching (Academic) Staff by Type of Institution	30
2.4 Enrolment by Qualification and Sex	9	5.2 Teaching (Academic) Staff by type of Institution and Sex	31
		5.3 Trends of Academic Staff	31

ACKNOWLEDGEMENTS:

This report would not have been possible without the valuable contributions of our key stakeholders and other notable individuals. The Council would like to express appreciation to all the key stakeholders for their participation in the 2022 institutional census. Particularly, we want to thank the Tertiary Education Institutions for their unwavering support and commitment for the continued annual submission of data to the Council.

Annexes

Annexure 1: Student Enrolment by Programme-(ISCED Level 4)	32
Annexure 2: Student Enrolment by Programme-Private Institutions	44
Annexure 3: Student Enrolments by Programme-Public Institutions	54
Annexure 4: Graduates by Programme-Brigades Institutions (ISCED Level 4)	72
Annexure 5: Graduates by Programme-Vocational Training Centres (ISCED 4)	79
Annexure 6: Graduates by Programme-Private Institutions	81
Annexure 7: Graduates by Programme-Public Institutions	89
Annexure 8: List of Tertiary Education Institutions-Higher Education Institutions	102
Annexure 9: List of Tertiary Institutions-Technical and Vocational Education & Training	103
Annexure 10: ISCED 13	104
Annexure 11: Botswana NCQF-TVET and Higher Education Sub-Systems	104
Annexure 12: Technical Description of Indicators	105
References	106

List of Figures

Figure 1: Tertiary Education Institutions-2022	1
Figure 2: Transition Pathways from Basic to Tertiary Education	3
Figure 3: Trends of Transition Rate 2019-2022	4
Figure 4: 2022 Student Enrolment	5
Figure 5: Tertiary Enrolment Trends 2010-2022	6
Figure 6: Tertiary Enrolment Trends by Institution 2013-2022	7
Figure 7: Gender Parity Index for Botswana 2016-2022	8
Figure 8: Student Enrolment by ISCED Field of Education	11
Figure 9: Sex Distribution- ISCED Field of Education	12
Figure 10: Enrolment by Offering Type	16
Figure 11: Enrolment by Financial Sponsor	17
Figure 12: Gross Enrolment Ratio-International Comparisons	21
Figure 13: Tertiary Education Graduates Trends-2009 to 2021	22
Figure 14: Graduates by Qualification	23
Figure 15: Graduates by ISCED Field of Education	24
Figure 16: Ministerial Recurrent Budget (Billion Pula)	29
Figure 17: Teaching (Academic) Staff by Type of Institution	30
Figure 18: Staff by Institution and Sex	31
Figure 19: Trends-Academic Staff	31



List of Tables

Table 1: BGCSE Candidature by Type of Centre Between 2016 and 2021	3
Table 2: Enrolment Trends by Academic Year and Sex	6
Table 3: Enrolment by Tertiary Institution and Sex	9
Table 4: Enrolment by Qualification and Sex	9
Table 5: Enrolment by Qualification and Type of Institution - HEIs	10
Table 6: Enrolment by Qualification and Type of Institution - TVET Institutions	10
Table 7: Enrolment by ISCED Field of Education and Sex	12
Table 8: Enrolment by ISCED Field of Education and Qualification	13
Table 9: Enrolment by ISCED Broad Group, Sex and Type of Institution	14
Table 10: Enrolment by Financial Sponsor and Type of Institution	18
Table 11: Enrolment by Country of Origin and Sex	19
Table 12: Gross Enrolment Ratio	20
Table 13: Gross Enrolment Ratio by Sex	20
Table 14: Participation Rate in Technical-Vocational Programmes	21
Table 15: Graduates by Institution and Qualification-(HEIs)	23
Table 16: Graduates by Institution and Qualification-(TVET)	24
Table 17: Graduates by ISCED Broad Group and Qualification	25
Table 18: Graduates by ISCED Broad Group, Qualification and Institution-HEIs	26
Table 19: Graduates by ISCED Broad Group, Qualification and Institution-TVET	28

List of Abbreviations/Acronyms

BEC	Botswana Examination Council
BDQAF	Botswana Data Quality Assessment Framework
BGCSE	Botswana General Certificate of Secondary Education
BQA	Botswana Qualifications Authority
DTEF	Department of Tertiary Education Financing
GER	Gross Enrolment Ratio
HEI	Higher Education Institution
HRDC	Human Resource Development Council
NCQF	National Credit and Qualifications Framework
SDG	Sustainable Development Goal
STEM	Science Technology, Engineering and Mathematics
TEI	Tertiary Education Institution
TVET	Technical and Vocational Education and Training
UNESCO	United Nations Educational, Scientific and Cultural Organisation
UIS	UNESCO Institute for Statistics
VTC	Vocational Training Centre

2022



FOREWORD

Professor Alinah K. Segobye



The Human Resource Development Council (HRDC) is pleased to release the **2022 Tertiary Education Statistics Report**. The Report is the eighth (8th) to be released since the commencement of the compilation of the Tertiary Education Statistics Report. The Report is a key resource of comprehensive data on tertiary education in Botswana. It contributes to monitoring the performance of the Education Sector as well as performance analysis of the Sustainable Development Goals (SDGs 2030), specifically SDG 4 Target 4.3: 'By 2030, ensure equal access for all women and men to affordable and quality technical, vocational, and tertiary education, including university,' and indicators 4.3.2 and 4.3.3. This Report presents in detail a wide range of tertiary education statistics and indicators for Botswana.

Through this Report, the HRDC aims to provide essential tertiary statistical information to enable well informed decisions pertaining to human resource development planning in Botswana. These are indispensable for evidence-based policy-making and effective social and economic planning. It is intended for use by policy makers, researchers, academics, as well as students as a guide to programmes of study offered by tertiary education institutions. Moreover, the Report could serve as a critical reference for all stakeholders in the education and employment sectors.

The Report is a joint effort between Statistics Botswana, the Ministry of Education and Skills Development and Tertiary Education Institutions. It is produced within the context of the Botswana Data Quality Assessment Framework. The Report is available to the general public and can be accessed on the HRDC website:

www.hrdc.org.bw

The Council acknowledges the valuable role played by the Tertiary Education Institutions, which are the primary source of data and statistics. The Human Resource Development Council is grateful for the support and cooperation received during the preparation of this Report. I look forward to continued support from all partners as we strive to work together towards improving data management and knowledge development processes for the education sector.

We will be grateful for your feedback and insights on this report.



Professor Alinah K. Segobye
Chief Executive Officer
Human Resource Development Council
April 2024

Notes to the data

1. Missing data is indicated as 'not stated.'
2. The terms and categories used in this publication are defined under "Definition of terms."
3. An academic year for Higher Education Institutions starts in July and ends the following year in May. The academic year for some TVET institutions starts in January and ends in December.
4. Data presented in this Report is for institutions offering tertiary education with programmes registered with Botswana Qualifications Authority. Enrolment of students studying at institutions outside Botswana is not part of this Report.
5. Enrolment age at tertiary education is theoretically computed as the age corresponding to the first six (6) years after leaving secondary school (i.e., 18-24 years of age) assuming completion of secondary schooling is at the age of eighteen (18).
6. Enrolment was suspended for the following public institutions in 2021/2022: Botswana Wildlife Training Institute and Roads Training Centre.

Definition of Terms ¹

Academic Year: Annual teaching or examination period during which students attend courses or take final examinations, not considering minor breaks. For Botswana, there are two scenarios: from January to December or from July to May.

Academic (teaching) Staff: Staff members who are responsible for direct teaching of students, namely lecturers and researchers.

Accreditation: A process of assessment and review that enables an education and training programme or institution to be recognized or certified by the appointed body as meeting appropriate standards.

Distance Mode of Learning: The mode of delivering educational instruction to students who are mostly not present physically in a traditional setting such as a lecture room.

First-time Entrants into Tertiary Education: Students who are enrolling in tertiary education for the first time, regardless of age, and without previous education at any other tertiary level. They

may enter tertiary education at different levels through short-cycle tertiary (ISCED 4 or lower levels) or bachelor's (ISCED 6).

Gross Enrolment Ratio: The number of students enrolled in a level of education, whether or not they belong in the relevant age group for that level, as a percentage of the population in the relevant age group for that level. Estimates are based on the UNESCO's classification of education levels.

Inbound Students: Students who left their country of origin and moved to another country for the purpose of study.

Offering Type/Mode of Delivery: The range of options for study available to students. Examples include face-to-face attendance in a classroom, supervised study on an HEI campus, eLearning (online learning), distance or independent learning, work-integrated learning, block release and mixed (or blended) delivery.

Part-time: Programmes consisting of 75 percent or less in an academic year. Also includes programmes with less than 24 weeks of study or placement per academic year.

Other Private Entities: Includes private businesses and non-profit organisations (e.g. religious organisations, charitable organisations, business and labour associations, and other non-profit organisations).

Professional Qualification: A degree that represents a substantial attainment of a body of outcomes of learning greater than and in advance of a Bachelor's degree. Normally this degree entails a substantial element of 'learning by doing' and is often focused on preparation for entry into a professional field of practice.

Tertiary Education: A programme that is offered beyond the level of senior secondary education, including Technical and Vocational Education and Training (TVET) and other such programmes with a set of theoretical foundation, through to advanced research qualifications.

Tertiary Education Institution: A public or private post-secondary education and training institution including a university.

Vocational Education and Training (VET) Programmes: Programmes that prepare participants for direct entry into specific occupations without further training. Successful completion of such programmes leads to a vocational or technical qualification that is relevant to the labour market.

¹ Source ISCED 2013

General Information

Category	Indicator	Statistics	Data Source
Demographic	Total population	2,359,609	Statistics Botswana (2022) https://www.statsbots.org.bw
	Female population	1,209,001	
	Male population	1,150,608	
	Annual growth	1.4%	
	Mean age of population	28.1	Statistics Botswana (2015): Population Projections (2011-2026). https://www.statsbots.org.bw HRDC (2022)
	Population aged 15-24 years (% of total population)	422,241	
	Population aged 18-24 years (% of total population)	291,303	
	Literacy rate 15-65 years olds (2021)	90%	
	Total number of tertiary education institutions	80	
Transition	Total number of students who sat for the Botswana General Certificate of Secondary Education (i.e. those eligible to transit in 2022)	37,629	Botswana Examination Council www.bec.org.bw
	Transition rate	30.7%	Tertiary Education Institutions (2022)
Participation in Tertiary Education	Total enrolment	59,483	Tertiary Education Institutions (2022)
	Female enrolment	35,168	
	Male enrolment	24,315	
	Percentage of students in tertiary education enrolled in undergraduate programmes	93.3%	
	Percentage of students in tertiary education enrolled in short cycle education (ISCED 4)	5.2%	
	Percentage of students in tertiary education enrolled in STEM areas	29%	
	Gross enrolment ratio	20.4%	
	Net enrolment ratio	n/a	
Tertiary Education Output	Total number of graduates	16,305	Tertiary Education Institutions (2022)
	Graduation rate	82.4%	
Selected SDG Thematic Indicator(s)	Participation rate in technical-vocational programmes 15-24-year-olds (%)	1.8%	Statistics Botswana (2015) and 2022 Tertiary Education Institutions.
Continental Education Strategy for Africa (CESA)	Inbound mobility rate	2.5 %	Tertiary Education Institutions (2022)

Executive Summary

The 2022 Tertiary Education Statistics Report provides a glimpse into the state of tertiary education in Botswana during the 2021/2022 academic year. The Report constitutes an analysis of administrative data collected from all tertiary education institutions during the 2021/2022 academic year. It provides data and information on the structure and performance of the education system within the country as at May 2022. The executive summary presents the performance of key indicators such as enrolment rates and graduation rates among others during the reference period while performance trends of those indicators are presented in the Report.

The Report indicates that a total of 59,483 students were enrolled in local Tertiary Education Institutions around the country. Of these, only 1,316 (2.2%) were foreign students. The bulk of the enrolment, 51,827 (87.1%) were in regular Higher Education Institutions and 7,669 (12.9 %) were enrolled in the Technical Vocational Education and Training Institutions. The public institutions had a total 43,418 compared to 16,065 enrolled in the private institutions. Female students constituted the largest share with 59% of the total enrolment.

Ninety-three percent (93%) of the students were enrolled at undergraduate level. Although the postgraduate enrolment was at 7%, there has been an increase from 2,479 in 2020 to 2,922 in 2021

and 3,066 in 2022. However, enrolment for the Doctor of Philosophy decreased from 217 in 2021 to 198 in 2022 and the total number of female Doctor of Philosophy students was 68. Furthermore, Doctor of Philosophy programmes were offered by three public universities being Botswana International University of Science and Technology, Botswana University of Agriculture and Natural Resources, and University of Botswana.

The Business, Administration and Law field of education had the highest concentration of students constituting 33% of the total student population. The Science Technology, Engineering and Mathematics (STEM) fields cumulatively accounted for 29% of the total enrolment. Women were less likely than men to enrol in the STEM field of study, however, the former had recorded a slight increase over the past years.

The 2022 Gross Enrolment Ratio stood at 20.4%, a slight decrease of 0.6 percentage points from the previous academic year. The participation rate in technical vocational programmes was 1.8%, indicating a relatively small proportion of the 15 to 24 year-old population participating in education and training to acquire TVET qualification. Overall, the 2022 graduation rate stood at 82.4% (16,305) and Government remains the main sponsor of tertiary education students at 67%.



Introduction

The 2022 Tertiary Education Statistics Report published by the Human Resource Development Council (HRDC) presents the official statistics on the state of tertiary education in Botswana. It is informed by administrative data collected during the 2021/2022 academic year from all Tertiary Education Institutions (TEIs) (private and public) that are accredited by Botswana Qualifications Authority (BQA) to operate and therefore excludes any other education and training institution which may fall outside the remit of BQA. It provides information on the structure and performance of the education system within the country as at May 2022. The 2022 Report therefore presents the national statistics, data and indicators on the tertiary education landscape for the reference period. Furthermore, it presents a basis for international reporting to both the United Nations Educational, Scientific and Cultural Organisation (UNESCO) and the UNESCO Institute for Statistics (UIS). It is the international community's tool for monitoring and reporting on Botswana's SGD 4, the global education goal.

The Report produces indicators that are used to support the mandate of the Human Resource Development Council and its key stakeholders. More specifically, these indicators enable educational planners and other decision makers to make informed decisions on the impact of educational reform efforts as well as alert other policy makers to impending problems. A sizeable number of charts and tables have been used in this Report as well as some data available online to present key information on the output of local educational institutions, participation and trends in tertiary education, the financial resources invested and the transition to tertiary education. Furthermore, the Report presents statistics on staff members within the tertiary education institutions and excludes students studying at foreign institutions.

Objectives of the Report

The objectives of the 2022 Tertiary Education Report are as follows.

- To share the 2022 tertiary education indicators.
- To provide baseline statistics for the education sector.
- To promote the usage of timely statistics.
- To support the planning and monitoring of the sector projects.

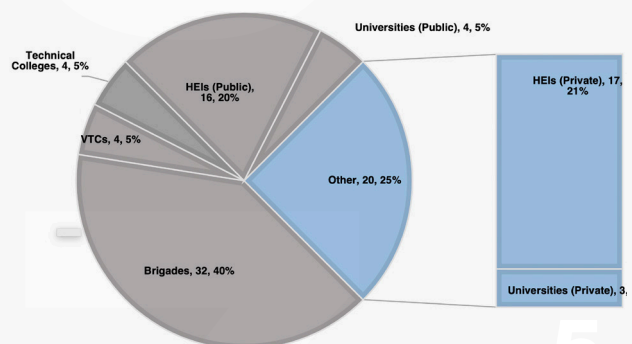
Methodology

The methodology section provides an overview of how the 2021/2022 census was conducted with detailed descriptions of various aspects from data collection to processing. It describes the scope, data collection method and the type of instrument used.

Scope

Tertiary education is defined as all types of further formal education and training systems targeted at post-secondary education, in particular higher education and the Technical and Vocational Education and Training (TVET) at different levels. It includes public and private universities, colleges, technical training institutes and vocational schools. The scope of the 2022 tertiary education institutional census included a total of eighty (80) institutions being forty (40) Higher Education Institutions (HEIs) and forty (40) TVET institutions (Technical Colleges, Vocational Training Centres and Brigades). These institutions were compliant with BQA's registration and accreditation regulations and were licensed² to operate during the census reference period. Data collection started on the 1st of October 2021 and ended on the 31st of March 2022, and was thus within the limits of the 2021/2022 academic year which started on the 1st of July 2021 and ended on the 31st of May 2022. Figure 1 shows the number and type of institutions that participated in the 2022 institutional census.

Figure 1: Tertiary Education Institutions - 2022



Source: Botswana Qualifications Authority 2022

² | Accredited and/or recognized by Botswana Qualifications Authority.

Instrument

Microsoft Excel template was used as an instrument to collect administrative data from Tertiary Education Institutions. The collection was mainly on yearlong programmes and excluded short and ad hoc bridging courses. Data was mainly on student and staff records, as well as the type of institution. The statistics collected included enrolments of students by age, sex, level, and type of study for both domestic and international students. Other records on education related statistics such as the projected population aged between 18-24 years were sourced from Statistics Botswana and the total number of students who sat for the Botswana General Certificate of Secondary Education (BGCSE) was sourced from Botswana Examination Council (BEC).

Ethical Considerations

Proper and due diligence on ethical consideration was applied throughout the data collection process and reporting. Data and statistics collected were used to produce indicators and compile the 2022 Report and as such no individual personal information was divulged.

Analysis

Data analysis was done in-house using Microsoft Excel and Access. It conformed to the international best practice methods and guidelines (the 2022 Metadata Summary refers). Data

standardisation was done using UNESCO's International Standard Classification of Education.

Response Rate

The response rate from institutions was 100%.

Methodological Challenges

Although the Report highlights the tertiary education indicators as outlined in the UNESCO technical guide, a number of challenges limited reporting on certain indicators, and these included the following:

- 1) *Late submission beyond the reference period*
- 2) *Data gaps/incomplete submission*
- 3) *Data inconsistency*

Furthermore, data collection from institutions is not yet automated and this makes collection and analysis laborious.

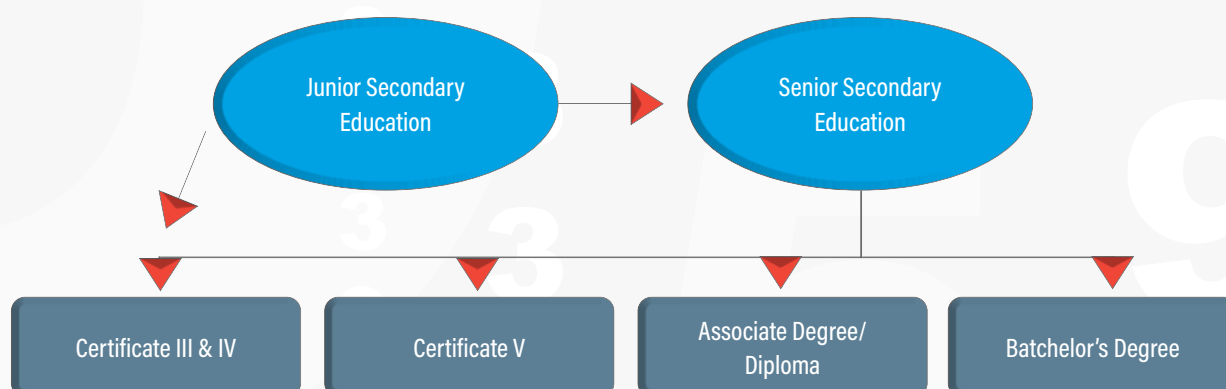
Chapter 1.

Transition to Tertiary Education

1.1 Transition Pathways

Entry to the tertiary education system in Botswana follows a traditional route of enrolling into an upper (often referred to as senior) secondary general programme, i.e. after the successful completion of the Botswana General Certificate of Secondary Education and other equivalent assessments. Correspondingly, the Government lowered entry requirements to Brigades and Vocational Training Centres (VTCs) to ensure more learning flexibility to accommodate a wide range of students' skills and learning aptitudes. Figure 2 demonstrates the transition pathways from basic to tertiary education.

Figure 2: Transition pathways from basic to tertiary education



1.2 Number of Botswana General Certificate of Secondary Education Candidates

Table 1: BGCSE Candidature by type of centre between 2016 and 2021

Year	Government Schools Candidates	Private Schools Candidates	BEC Centre Candidates	BOU Centres	Total Number of Candidates
2021	22,811	1,621	2,899	10,298	37,629
2020	22,141	1,660	2,815	9,941	36,557
2019	21,130	2,722	3,976	8,680	36,508
2018	23,126	1,670	5,494	5,655	35,495
2017	25,802	1,794	5,473	4,182	37,251
2016	25,016	3,785	6,664	-	35,465

Source: 2021-bgcse-provisional-report-final.18-02-2022.pdf (bec.co.bw)

The total number of candidates increased by around 3% from 36,557 in 2020 to 37,629 in 2021. Government candidature increased by about 3%, private school candidates decreased by about 2.3% while there was an increase of about 3.6% in Botswana Open University (BOU) candidature.

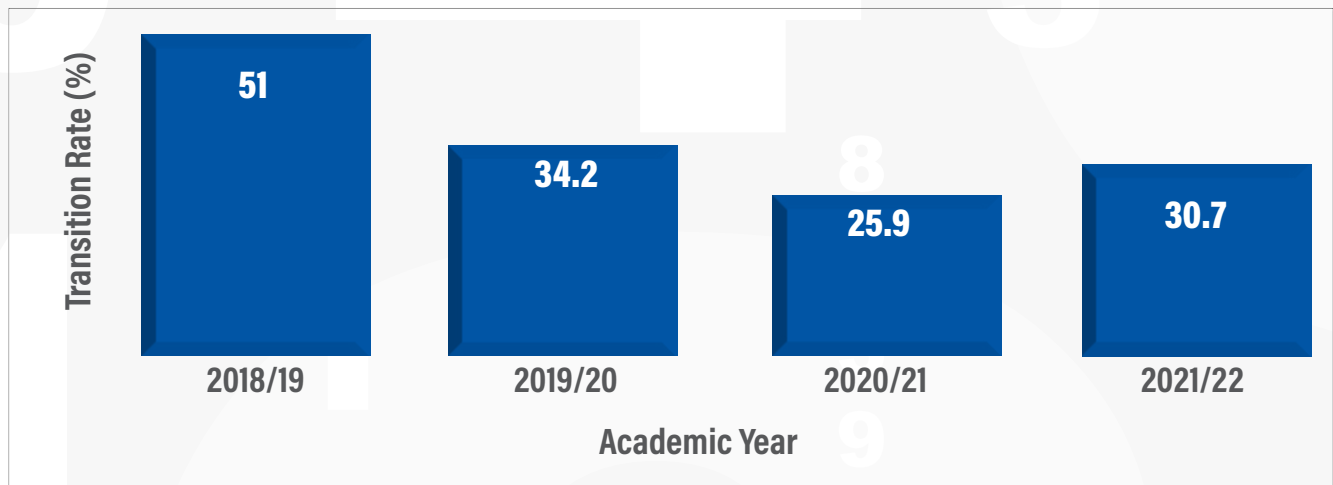
1.3 First-time Entrants into Tertiary Education

First-time entrants into tertiary education are new students who enter into tertiary education for the very first time in a given year. These are students who have transited from basic education (as per Figure 2) for the first time in their lives. The first-time entry rates can vary significantly across the years depending on contextual elements such as the BGCSE pass rate, availability of funding as well as the availability of programmes and their prevalence within the educational landscape. In the 2021/2022 academic year, 11,204³ students were registered as first-timers across the higher education institutions in Botswana. The majority of these students enrolled in Bachelor's degree programmes across different institutions.

1.4 Transition Rate

Information on the first-year new students allows for analysis of transition between the upper secondary and higher education. For instance, in the academic year 2021/2022, 11,204 students were registered as first-time entrants by the higher education institutions representing 30.7% of the 2020 BGCSE's cohort of 36,667 students. This was an increase of 4.8% from 25.9% which was recorded in 2021. Figure 3 shows Botswana's transition rate for the past four years.

Figure 3: Trends of Transition Rate 2019-2022



Source: Higher Education Institutions & Botswana Examinations Reports

Key highlights:

- o A decline in transition rate during COVID-19 era from 34.2% in 2019/2020 to 25.9% 2020/2021
- o An increase of 4.8% post COVID-19, i.e. from 25.9% in 2020/2021 to 30.7% 2021/2022

³ | Excludes entry into post graduate programmes.

Note 1: Entry into local HEIs only.

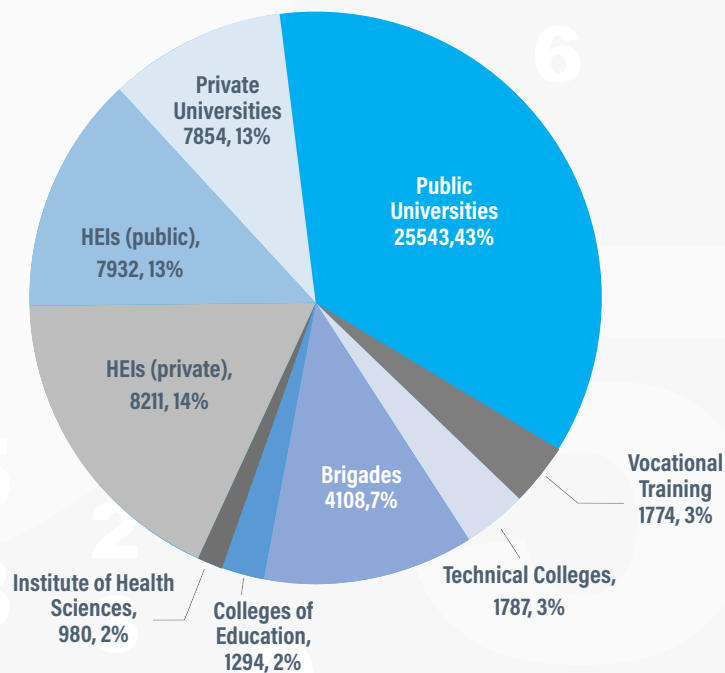
Chapter 2. Student Enrolment

This chapter on student enrolment describes some key features and trends in tertiary education participation in Botswana.

2.1 Overall Student Enrolment-2022

There were 80 tertiary education institutions across Botswana in 2022, (Cf. Figure 1). For the same period (2021/2022 academic year), a total of 59,483⁴ students were enrolled in these tertiary education institutions. Figure 4 shows the distribution of the 2022 tertiary education enrolment by the type of institution.

Figure 4: 2022 Student Enrolment



Source: Tertiary Education Institutions-2022

Key highlights:

- o 51,827 (871%) students were enrolled in regular HEIs and 7,669 (12.9 %) were enrolled in TVET institutions.
- o 43,418 (73%) students were enrolled in public tertiary institutions and the majority of the students, 25,543 (43%), were enrolled in the four public universities.
- o 7,854 (13%) students were enrolled in private universities.
- o 980 (2%) were enrolled across the seven Institutes of Health Sciences, which had the least number of students.

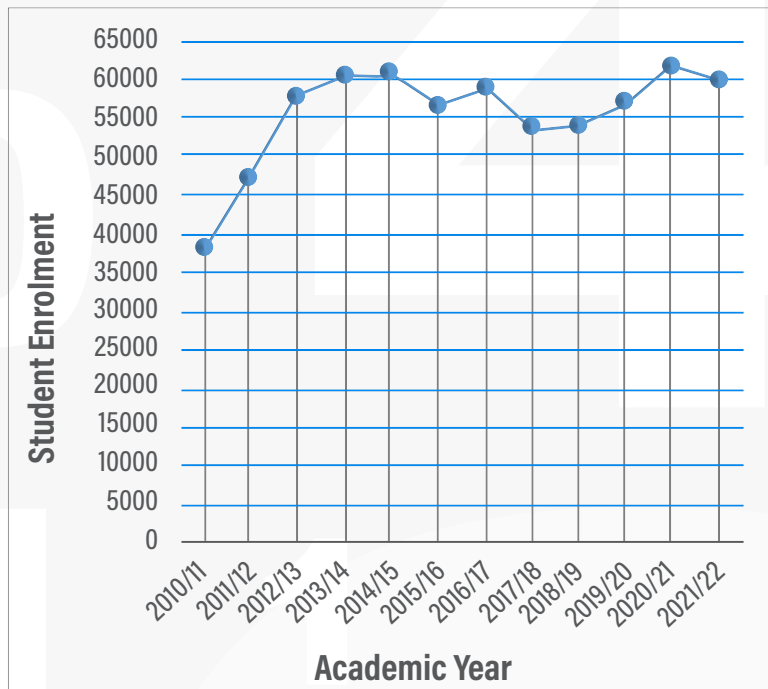
⁴ The data covers domestic and international students that were enrolled during the academic year.

2.2 Enrolment Trends

2.2.1 Enrolment Trends by Academic Year

The full-year data showed that the total number of students at tertiary education institutions decreased from 61,157 in 2021 to 59,483 in 2022. This represented a decrease of 2.7%. Despite the decrease, available information on trends shows that tertiary enrolments have relatively been on the increase for the past decade. The highest enrolments recorded were at 61,157 in the 2020/2021 academic year and the lowest at 37,859 during the 2010/2011 academic year. Figure 5 shows the tertiary education enrolment trend from academic years 2010/2011 to 2021/2022.

Figure 5: Tertiary Enrolment Trends 2010-2022



Academic Year	Student Enrolment
2010/11	37,859
2011/12	46,613
2012/13	57,447
2013/14	60,439
2014/15	60,583
2015/16	56,447
2016/17	59,091
2017/18	53,450
2018/19	53,930
2019/20	56,666
2020/21	61,157
2021/22	59,483

2.2.2 Enrolment Trends by Academic Year and Sex

Table 2: Enrolment trends by academic year and sex

Academic Year	Number			Per cent (%)	
	Females	Males	Both Sexes	Females	Males
2015/16	32,670	23,777	56,447	57.9	42.1
2016/17	33,919	25,172	59,091 *	57.4	42.6
2017/18	31,146	22,304	53,450 *	58.3	41.7
2018/19	32,255	21,675	53,930	59.8	40.2
2019/20	34,505	22,161	56,666	60.9	39.1
2020/21	35,317	25,840	61,157 *	57.7	42.3
2021/22	35,168	24,315	59,483 *	59.1	40.9

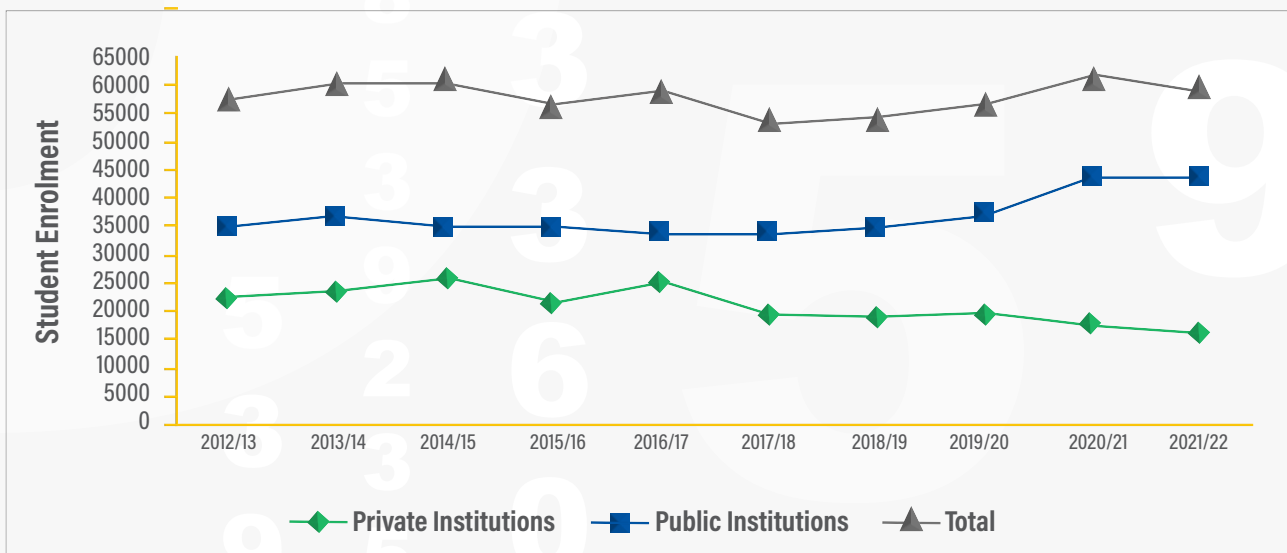
(*) Number includes students from Vocational Training Centres and Brigades

Key highlights:

- o A total of 59,483 students were enrolled in tertiary education programmes, leading to a qualification at National Credit and Qualification Framework (NCQF) level 3 and above in 2022.
- o Female students represented 59% of the total number of students, indicating an increase of 1.4% from the previous academic year.
- o A significant decline of 5.9% (from 25,840 to 24,315) was recorded for male students compared to a 0.4% (from 35,317 to 35,168) decrease recorded for female students.
- o In summary, the significant increase in total enrolment over seven academic years (2016-2022) was mainly attributed to the high growth in female students' enrolment which grew at an average of 1.1% per annum, compared to 0.3% for male students.

2.2.3 Tertiary Enrolment trends-Disaggregation by Institutions

Figure 6: Tertiary Enrolment Trends by Institution 2013-2022



Source: Tertiary Education Institutions 2022 & 2021 Tertiary Education Statistics report

Key highlights:

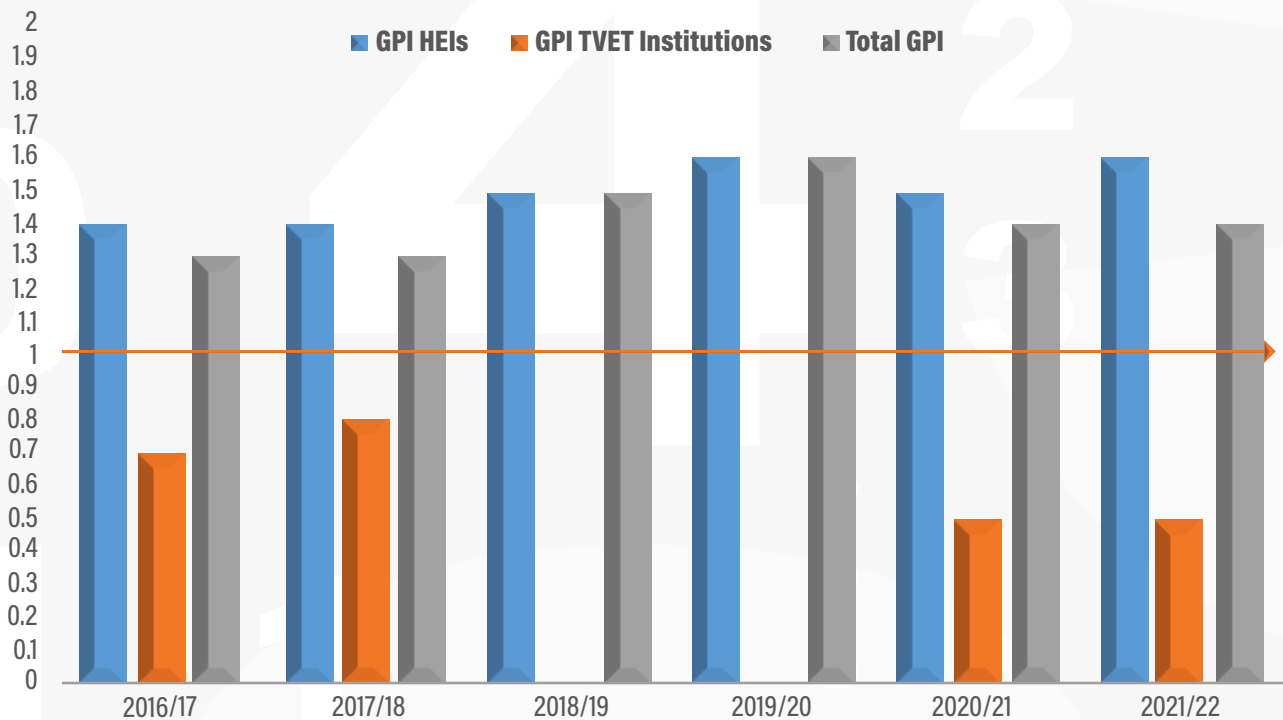
- o Enrolment in private institutions dropped from 17,567 to 16,065.
- o Public institutions had a slight drop of only 172 students, from 43,590 in 2021 to 43,418 in 2022.

2.2.4 Gender Parity in Tertiary Enrolment Trends

Gender Parity Index

The Gender Parity Index (GPI) is a socioeconomic index used to measure the relative access to education of males and females. GPI for tertiary enrolment is calculated as the ratio of females to males enrolled at tertiary level. Figure 7 shows the GPI trends for Botswana from 2016 to 2022.

Figure 7: Gender Parity Index for Botswana 2016-2022



Source:

Tertiary Education Institutions 2022.
2021 Tertiary Education Statistics Report

Figure 7 indicates that gender differences in the distribution of tertiary enrolments were significant. GPI for the academic year 2021/2022 indicated that for every 100 male students, there were 160 female students enrolled in Higher Education Institutions in Botswana. From 2016 to 2022, these institutions have seen a rapid expansion of female enrolment than male enrolment. According to UNESCO's Global Education Monitoring Report of 2020, between 1995 and 2018 the enrolment of women in tertiary education had tripled from 38 million to 116 million, accounting for 54% of the total increase in enrolment. In a similar manner, data from the past tertiary education statistics reports (Cf. Table 2) indicates that education opportunities for females have expanded more strikingly at tertiary level. On the other hand, women in Botswana tend to be under-represented when it comes to vocational based programmes. Enrolment at the Technical and Vocational Education and Training based institutions (Technical Colleges, Vocational Training Centres and Brigades) was in favour of males with an average GPI of 0.5.

2.3 Enrolment by Tertiary Institution and Sex

Table 3: Enrolment by Tertiary Institution and Sex

Type of Institution	Females	Males	Total	Females (%)
Brigades	1,408	2,700	4,108	34.3
Vocational Training Centres	605	1,169	1,774	34.1
Technical Colleges	845	942	1,787	47.3
Colleges of Education	877	417	1,294	67.8
Institute of Health Sciences	672	308	980	68.6
Private Institutions	5,234	2,977	8,211	63.7
Private Universities	4,454	3,400	7,854	56.7
Public Institutions	5,076	2,856	7,932	64.0
Public Universities	15,997	9,546	25,543	62.6
Total	35,168	24,315	59,483	59.1

Source: Tertiary Education Institutions 2021

Key highlights:

- o A large number of students (25,543) were enrolled in public institutions.
- o Female enrolment was 35,168 and accounted for 59% of the total enrolment.
- o TVET institutions had a relatively lower share of female enrolment: 34.3% for Brigades, 34.1% for Vocational Training Centres and 47.3% for Technical Colleges

2.4 Enrolment by Qualification and Sex

Table 4: Enrolment by Qualification and Sex

Level	Females	Males	Total	Females (%)
Trade Test C	895	2,123	3,018	29.7
Trade Test B	547	1,133	1,680	32.6
Certificate ⁶	1,756	1,329	3,085	56.9
Diploma ⁷	8,783	3,797	12,580	69.8
Bachelor's Degree	21,174	14,488	35,662	59.4
Post Graduate Diploma	271	90	361	75.1
Master's Degree	1,429	1,078	2,507	57.0
Doctor of Philosophy	68	130	198	34.3
Professional Qualifications	242	145	387	62.5
Other ⁸	3	2	5	60.0
Total	35,168	24,315	59,483	59.1

More than half (35,662) of the students enrolled for Bachelor's (including honours) degrees, followed by Diploma with a total of 12,580 students. In summary, 56,025 students were enrolled at undergraduate level (i.e. Bachelor's degree and below) with the majority being females. For the same period, only three public universities (Botswana International University of Science and Technology, Botswana University of Agriculture and Natural Resources, and University of Botswana) offered the Doctor of Philosophy programmes and had a total enrolment of 198 students (Table 4), and the data represents a decrease of 19 from 217 students enrolled in 2021.

⁶ | Includes Certificate, Advanced Certificate, Post Graduate Certificate and National Craft Certificate (NCC)

⁷ | Diploma programmes are Diploma, Advanced Diploma, Post Basic Diploma and Associate Degree.

⁸ | Exchange programmes for international students with Botho University, Botswana Accountancy College and University of Botswana.

2.5 Enrolment by Qualification and Type of Institution

Table 5: Enrolment by Qualification and Type of Institution - HEIs

Institution	Certificate	Diploma	Bachelors	Masters	PhD	Prof	Total
Colleges of Education		1,294					1,294
Institute of Health Sciences		980					980
Private Institutions	629	2,318	5,166	17		81	8,211
Private Universities	100	974	6,455	301		24	7,854
Public Institutions	221	1,813	5,536	80		282	7,932
Public Universities	114	4,612	18,505	2,109	198		25,538
Technical Colleges	837	950					1,787
Total	1,901	12,941	35,662	2,507	198	387	53,596

Source: Higher Education Institutions 2022

Note: Total excludes 5 students whose qualifications were not captured as per Table 4.

Table 6: Enrolment by Qualification and Type of Institution - TVET Institutions

Institution	Trade Test C	Trade Test B	Certificate	Diploma	Bachelors	Masters & PhD	Total
Brigades	2,159	1,263	686				4,108
Vocational Training Centres	859	417	498				1,774
Total	3,018	1,680	1,184				5,882

Source: Brigades & Vocational Education Institutions 2022

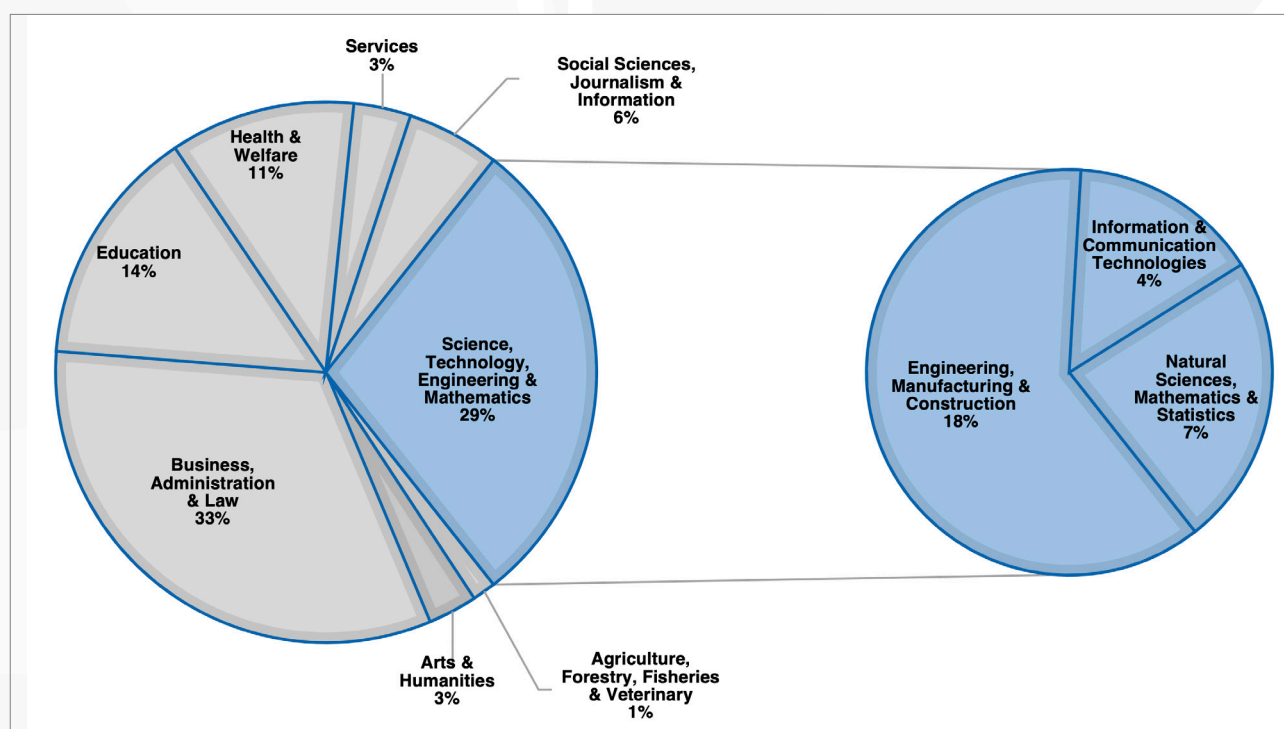
Key highlight:

- o The majority of students enrolled in Vocational Training Centres and Brigades studied at lower qualification levels; 51.3% of all students were in Trade Test C programmes, 28.6% in Trade Test B and only 20.1% in Certificate courses.

2.6 Enrolment by ISCED Field of Education

In order to produce internationally comparable education statistics and indicators, the 2022 student enrolments were classified in accordance with UNESCO's International Standard Classification of Education (ISCED). This is an approach where subjects are grouped together to form broad, narrow fields of classification, based on the similarity of the subject matter (UNESCO, 2014, p.6). ISCED 13 was used as a reference classification to analyse the 2022 data on education programmes and their related qualifications by education levels and fields. Figure 8 is a summary of the Student Enrolment by ISCED Field of Education.

Figure 8: Student Enrolment by ISCED Field of Education



Source: Tertiary Education Institutions 2022

Key highlights:

- o The predominant field of learning was Business, Administration and Law and had the highest concentration of students constituting 33% of the total student population.
- o Engineering, Manufacturing & Construction was the second largest with 18%.
- o The lowest field, with (1%), was Agriculture, Forestry, Fisheries & Veterinary.
- o Science, Technology, Engineering and Mathematics (STEM⁹) accounted for 29% of the total student enrolment.

⁹ | STEM streams (Engineering, Manufacturing & Construction, Information & Communication Technologies and Natural Sciences, Mathematics & Statistics).

2.7 Enrolment by ISCED Field of Education and Sex

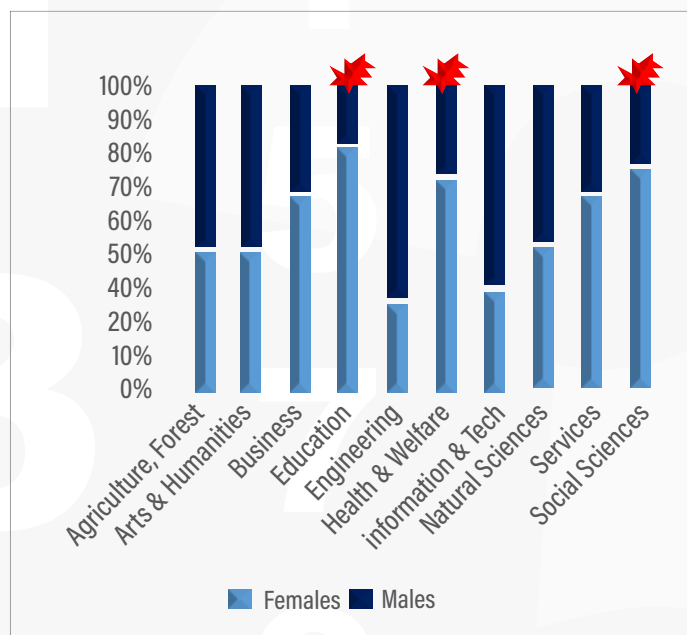
Table 7: Enrolment by ISCED Field of Education and Sex

ISCED field of Education	Female	Male	Total	% Female
Agriculture, Forestry, Fisheries & Veterinary	394	443	837	47.1
Arts & Humanities	808	944	1,752	46.1
Business, Administration & Law	12,744	6,606	19,350	65.9
Education	6,880	1,642	8,522	80.7
Engineering, Manufacturing & Construction	3,141	7,372	10,513	29.9
Health & Welfare	4,630	1,958	6,588	70.3
Information & Communication Technologies	874	1,716	2,590	33.7
Natural Sciences, Mathematics & Statistics	1,925	2,048	3,973	48.5
Services	1,330	699	2,029	65.5
Social Sciences, Journalism & Information	2,431	880	3,311	73.4
Unclassified	11	7	18	61.1
Total	35,168	24,315	59,483	59.1

Source: Tertiary Education Institutions 2022

Of the 19,350 enrolled in Business, Administration & Law field 12,744 (66%) were females. The Agriculture, Forestry, Fisheries & Veterinary field was mostly dominated by males at 53%. In total, 17,076 (29%) students were enrolled in the Science, Technology, Engineering and Mathematical (STEM) fields (Cf. Table 7). Male students had a proportion of 65% compared to the females with 35%. Female students in STEM were mainly concentrated in Natural Sciences, Mathematics & Statistics while a significant number of males were in the field of Engineering, Manufacturing & Construction.

Figure 9: Sex Distribution- ISCED field of Education



The aggregate data masks important gender disparities within the fields of study. Women dominate in Education, Social Sciences and in Health and Welfare. This gender pattern, (shown in Figure 9), was also revealed in the Organisation for Economic Co-operation and Development (OECD) indicator where most countries indicated that women dominated in Health and Welfare, but were under-represented in the broad field of Science, Technology, Engineering and Mathematics (STEM) (OECD, 2019, p.6).

2.8 Enrolment by ISCED Field of Education and Qualification

Table 8: Enrolment by ISCED Field of Education and Qualification

ISCED Group	1	2	3	4	5	6	7	8	total
Agriculture, Forestry, Fisheries & Veterinary	203	57		77	429	43	28		837
Arts & Humanities			34	230	1,451	33	4		1,752
Business, Administration & Law			892	3,695	12,927	811	9	1,016	19,350
Education			185	4,505	3,387	437	8		8,522
Engineering, Manufacturing & Construction	2,798	1,623	1,018	1,328	3,554	157	35		10,513
Health & Welfare			277	1,754	4,295	253	9		6,588
Information & Communication Technologies			223	65	2,168	119	15		2,590
Natural Sciences, Mathematics & Statistics			37	120	3,474	258	84		3,973
Services	17		381	398	1,222	10	1		2,029
Social Sciences, Journalism & Information			38	161	2,813	294	5		3,311
Unclassified						13			13
Total	3,018	1,680	3,085	12,333	35,720	2,427	198	1,016	59,478

Source: Tertiary Education Institution 2022

Note: Total excludes 5 students whose qualifications were not captured.

Key

- 1 Trade Test C
- 2 Trade Test B
- 3 Certificate
- 4 Diploma
- 5 Bachelor's Degree
- 6 Master's Degree
- 7 Doctor of Philosophy
- 8 Professional Qualifications

Table 8 indicates that:

- o Business, Administration & Law was the only field that enrolled the professional qualifications and had a total enrolment of 1,016 students.
- o The Natural Sciences, Mathematics & Statistics field had the highest number of PhD students, followed by the fields of Engineering, Manufacturing & Construction and Agriculture, Forestry, Fisheries. & Veterinary with 35 and 28 respectively (table 8).

2.9 Enrolment by ISCED Broad Group, Sex and Type of Institution

Table 9: Enrolment by ISCED Broad Group, Sex and Type of Institution

Type	ISCED Broad Group	Female	Male	Total	%Female
Colleges of Education	Agriculture, Forestry, Fisheries & Veterinary				
	Arts & Humanities				
	Business, Administration & Law				
	Education	877	417	1,294	67.8
	Engineering, Manufacturing & Construction				
	Health & Welfare				
	Information & Communication Technologies				
	Natural Sciences, Mathematics & Statistics				
	Services				
	Social Sciences, Journalism & Information				
	Total		877	417	1,294
Institute of Health Sciences	Agriculture, Forestry, Fisheries & Veterinary				
	Arts & Humanities				
	Business, Administration & Law				
	Education				
	Engineering, Manufacturing & Construction				
	Health & Welfare	672	308	980	68.6
	Information & Communication Technologies				
	Natural Sciences, Mathematics & Statistics				
	Services				
	Social Sciences, Journalism & Information				
	Total		672	308	980
Private Institutions	Agriculture, Forestry, Fisheries & Veterinary				
	Arts & Humanities	143	167	310	46.1
	Business, Administration & Law	1,612	924	2,536	63.6
	Education	731	49	780	93.7
	Engineering, Manufacturing & Construction	229	830	1,059	21.6
	Health & Welfare	1,540	564	2,104	73.2
	Information & Communication Technologies	2		2	100.0
	Natural Sciences, Mathematics & Statistics				
	Services	977	443	1,420	68.8
	Social Sciences, Journalism & Information				
	Unclassified				
Total		5,234	2,977	8,211	63.7
Private Universities	Agriculture, Forestry, Fisheries & Veterinary				
	Arts & Humanities	443	553	996	44.5
	Business, Administration & Law	2,460	1,388	3,848	63.9
	Education	478	99	577	82.8
	Engineering, Manufacturing & Construction	510	629	1,139	44.8
	Health & Welfare	12	2	14	
	Information & Communication Technologies	208	563	771	27.0
	Natural Sciences, Mathematics & Statistics				
	Services				
	Social Sciences, Journalism & Information	343	166	509	67.4
	Total		4,454	3,400	7,854

Enrolment by ISCED Broad Group, Sex and Type of Institution (Continued)

Type	ISCED Broad Group	Female	Male	Total	%Female
Public Institutions	Agriculture, Forestry, Fisheries & Veterinary				
	Arts & Humanities				
	Business, Administration & Law	3,122	1,780	4,902	63.7
	Education	286	24	310	92.3
	Engineering, Manufacturing & Construction				
	Health & Welfare	1,032	363	1,395	74.0
	Information & Communication Technologies	150	494	644	23.3
	Natural Sciences, Mathematics & Statistics				
	Services	44	81	125	35.2
	Social Sciences, Journalism & Information	442	114	556	79.5
Total	5,076	2,856	7,932	64.0	
Public Universities	Agriculture, Forestry, Fisheries & Veterinary	231	346	577	40.0
	Arts & Humanities	208	199	407	51.1
	Business, Administration & Law	5,048	2,358	7,406	68.2
	Education	4,491	1,044	5,535	81.1
	Engineering, Manufacturing & Construction	722	1,726	2,448	29.5
	Health & Welfare	1,374	721	2,095	65.6
	Information & Communication Technologies	358	537	895	40.0
	Natural Sciences, Mathematics & Statistics	1,872	1,975	3,847	48.7
	Services	36	33	69	52.2
	Social Sciences, Journalism & Information	1,646	600	2,246	73.3
	Unclassified	11	7	18	61.1
	Total	15,997	9,546	25,543	62.6
Technical Colleges	Agriculture, Forestry, Fisheries & Veterinary				
	Arts & Humanities	14	25	39	35.9
	Business, Administration & Law	250	61	311	80.4
	Education	17	9	26	65.4
	Engineering, Manufacturing & Construction	241	601	842	28.6
	Health & Welfare				
	Information & Communication Technologies	30	43	73	41.1
	Natural Sciences, Mathematics & Statistics	53	73	126	42.1
	Services	240	130	370	64.9
	Social Sciences, Journalism & Information				
Total	845	942	1,787	47.3	
Brigades & VTCs	Agriculture, Forestry, Fisheries & Veterinary	163	97	260	62.7
	Arts & Humanities				
	Business, Administration & Law	252	95	347	72.6
	Education				
	Engineering, Manufacturing & Construction	1,439	3,586	5,025	28.6
	Health & Welfare				
	Information & Communication Technologies	126	79	205	61.5
	Natural Sciences, Mathematics & Statistics				
	Services	33	12	45	73.3
	Social Sciences, Journalism & Information				
Total	2,013	3,869	5,882	34.2	
Grand Total	35,168	24,315	59,483	59.1	

Source: Tertiary Education Institutions

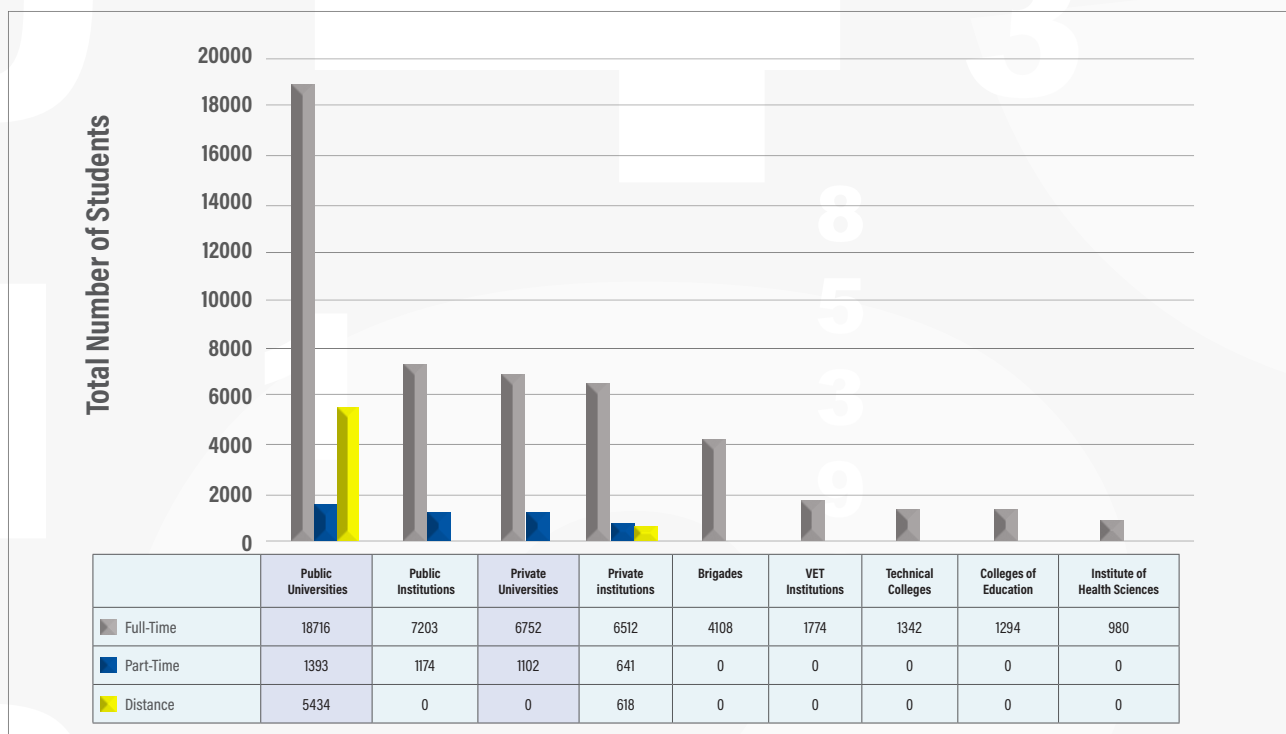
Key highlights: (Enrolment by ISCED Broad Group, Sex and Type of Institution)

- o Public universities offered programmes in all the nine ISCED broad groups.
- o Colleges of Education and the Institute of Health Sciences each offered programmes in only one ISCED broad group being the Education and Health and Welfare respectively.

2.10 Enrolment by Offering Type

Tertiary education is offered in three different modes, namely full-time (mainly face-to-face study), part-time, and distance. Local institutions have adopted these modes of study in order to match the high demand for tertiary education. Where the institution offers more than one mode of study, the learners have the liberty to make choices of programmes taking into consideration available options of the mode of study. In 2022, 48,681 (83%) students were enrolled for full-time study, followed by distance education 6,052 (10%) and part-time with 4,310 (7%). A summary of these data is as reflected in Figure 10.

Figure 10: Enrolment by offering type



Source: Tertiary Education Institutions 2022

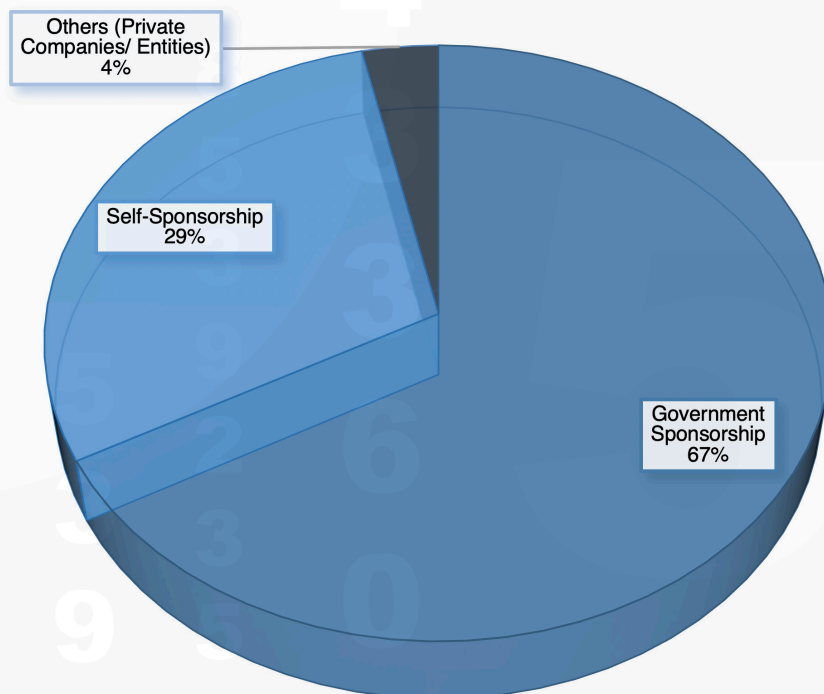
Key highlights:

- o The full-time mode is the most popular form of training for local tertiary education institutions.
- o The public universities and the regular private higher education institutions offered training using all three different modes.
- o The Technical and Vocational Education and Training institutions, Institutes of Health Sciences and Colleges of Education use only the full-time mode of training.

2.11 Enrolment by Financial Sponsor

Literature indicated that government investment recognises that 'education would be underprovided if left entirely to private markets and that a well-educated population increases the general welfare of the rest of society' (Callender, 2022). The Namibian higher education statistical yearbook of 2020 further cited funding of higher education as one of the main factors that determines access to higher education. It is for this reason among others that student funding systems for different countries were designed to improve access to higher education and to promote the wider economic and social benefits associated with higher education. In Botswana, the most common sponsorship scheme for tertiary education is from the Government, either through the Ministry or Departments for in-service workers or through the Department of Tertiary Education Financing¹⁰ (DTEF). The latter is a Government grant loan scheme provided to successful BGCSE leavers (and its equivalent) to cover tuition fees and living costs. The 2022 scheme was available to prospective Botswana students with a minimum threshold of 36 points in BGCSE to pursue undergraduate programmes locally. Figure 11 presents 2022 student enrolment by financial sponsor.

Figure 11: Enrolment by Financial Sponsor



Source: Higher Education Institutions 2022

For the year under review, the majority of students, 67%, were funded by the government while 29% were self-funded. The remaining 4% had other means of funding.

¹⁰ | This applies to sponsorship to Higher Education Institutions only. Sponsorship to TVET institutions is covered under the Department of Skills Development (for VTCs and Brigades) and Technical Colleges are managed under the Department of Teachers Training and Technical Education (DTT&TE), both under the Ministry of Education and Skills Development.

2.12 Enrolment by Financial Sponsor and by Type of Institution

Table 10: Enrolment by Financial Sponsor and Type of Institution

Type of Institution	Sponsorship Type			Total
	Government	Self	Other(s)	
Brigades	4,108	0	0	4,108
Vocational Training Centres	1,774	0	0	1,774
Technical Colleges	1,091	134	117	1,342
Colleges of Education	511	783	0	1,294
Institute of Health Sciences	868	110	2	980
Private Institutions	5,199	2,327	245	7,771
Private Universities	5,714	1,354	786	7,854
Public Institutions	6,704	1,531	142	8,377
Public Universities	2,266	6,148	157	8,571
Total	28,235	12,387	1,449	42,071ⁱⁱ

Source: Tertiary Education Institutions 2022

Key highlight:

- o Government sponsorship benefited all qualifying students in all types of training institutions as shown in Table 10.

2.13 Student Enrolment by Country of Origin-International Students

The UNESCO Institute of Statistics defined international students as individuals who have physically crossed an international border between two countries with the objective of participate in educational activities in the country of destination, where the country of destination of a given student is different from their country of origin. The total number of international students enrolled was 1,316. The statistics further indicated that international students were enrolled in higher education institutions only, and there was no international enrolment from TVET institutions. Some of the key highlights included the following:

- o International students were from 51 countries across the globe, with 673 females and 643 males.
- o The number of international students decreased by 9 students from 1,327 in 2021 to 1,316 in 2022.
- o The majority of international students were enrolled in a Bachelor's degree.
- o The highest share of students came from neighbouring Countries: Zimbabwe (27.5%), Eswatini (25.2%), Lesotho (10.0%) and Namibia (5.2 %).
- o Beyond Africa, India had the highest number (47) of students studying in Botswana.

ⁱⁱ | Data on financial sponsor variable, n=42,071

2.14 Enrolment by Country of Origin and Sex

Table 11: Enrolment by Country of Origin and Sex

Country Name	Females	Males	Total	Country Name	Females	Males	Total
Angola	2	4	6	Tanzania ¹²	3	7	10
Burundi	1	1	2	Zambia	22	20	42
Cameroon	5	4	9	Zimbabwe	200	162	362
Congo	7	4	11	Antigua & Barbuda	1	0	1
Côte d'Ivoire	1	0	1	Austria	0	1	1
DRC ¹³	1	1	2	Bahamas	2	1	3
Eswatini	181	150	331	Bangladesh	4	1	5
Ethiopia	1	4	5	Bosnia	4	3	7
Ghana	5	2	7	Bulgaria	1	0	1
Guinea	1	1	2	China	5	1	6
Kenya	7	12	19	Cuba	1	2	3
Lesotho	64	67	131	Germany	0	2	2
Liberia	1	12	13	Haiti	0	1	1
Libya	0	1	1	India	20	27	47
Malawi	18	23	41	Israel	0	1	1
Mozambique	1	5	6	Oman	3	2	5
Namibia	32	36	68	Pakistan	8	2	10
Nigeria	14	29	43	Palau	0	1	1
Rwanda	3	1	4	Philippines	1	1	2
Seychelles	2	0	2	Sri Lanka	1	0	1
Sierra Leone	0	2	2	Thailand	0	1	1
Somalia	1	0	1	Ukraine	0	1	1
South Africa	26	12	38	United Kingdom	0	1	1
South Sudan	0	2	2	USA ¹⁴	1	2	3
Sudan	0	1	1	Vanuatu	1	0	1
Uganda	2	6	8	Not Specified	19	23	42
				Total	678	638	1,316

Source: Higher Education Institutions 2022

2.15 Inbound Mobility Rate

International students account for 2.5% of total enrolment in higher education programmes. This low percentage of inbound mobility rate indicated a low degree of participation of students from abroad.

¹² | United Republic of Tanzania

¹³ | Democratic Republic of the Congo

¹⁴ | United States of America

2.16 Gross Enrolment Ratio

A commonly used proxy measure of the degree of participation in tertiary education is the Gross Enrolment Ratio (GER), also known as participation rate. The GER is often used internationally to compare participation in education across various countries. Gross Enrolment Ratio for tertiary education is calculated by dividing the number of students enrolled in tertiary education regardless of age by the population of the age group which officially corresponds to tertiary education and multiplying by 100. According to UNESCO, the population of the official age for tertiary education is estimated to be the 5-year age group immediately following upper (senior) secondary education. Thus, for Botswana, the official tertiary age group is 18-24 years. Table 12 shows the calculated GER for Botswana for the past fifteen years.

Table 12: Gross Enrolment Ratio

Academic Year	Population (18-24 Years)	Total Enrolment	Gross Enrolment Ratio (%)
2007/08	274,084	31,129	11.4
2008/09	277,439	47,889	17.3
2009/10	280,403	42,366	15.1
2010/11	282,777	37,859	13.4
2011/12	284,278	46,613	16.4
2012/13	284,817	57,447	20.2
2013/14	284,820	60,439	21.2
2014/15	284,289	60,583	21.3
2015/16	292,395	56,447	19.3
2016/17	293,225	59,091	20.2
2017/18	292,991	53,450	18.2
2018/19	292,187	53,930	18.5
2019/20	291,303	56,666	19.5
2020/21	290,894	61,157	21.0
2021/22	291,303	59,481	20.4

Source: Statistics Botswana (2015); Population Projections – 2011-2026 HRDC (2021); Tertiary Education Report & Tertiary Education Institutions 2021

Key highlights:

- o Botswana recorded the highest GER of 21.3% in 2015.
- o In 2008, the gross enrolment ratio was 11.4%, which over the fourteen-year period increased to 20.4% in 2022, showing an increase of 9%.
- o However, the 2022 GER was a slight decrease of 0.6% from the GER recorded in 2021.

2.17 Gross Enrolment Ratio by Sex

Table 13: Gross Enrolment Ratio by Sex

Academic Year	Female Population (18-24 Years)	Total Enrolment Females	GER	Male Population (18-24 Years)	Total Enrolment Males	GER
2020/21	149,017	35,317	23.7	141,202	25,840	18.3
2021/22	149,573	35,168	23.5	141,730	24,315	17.2

Table 13 indicates that females of age group 18-24 years had more access to tertiary education with a gross enrolment rate of 23.5% compared to 17.2% for men.

2.18 Participation Rate in Technical-Vocational Programmes (15-24 year olds)

Technical and Vocational Education and Training is an important part of the education system with the aim of developing skilled workers for a country. The SDG4 reinforces the role of TVET being to ensure that no one is left behind and at the same time contributes to the wellbeing of the nation. In a snapshot, Botswana's education system allows students who were not able to make it through to the HEIs to be absorbed in technical-vocational programmes offered by the Brigades, Vocational Training Centres, and Technical Colleges. Student enrolment from these institutions are used to calculate the participation rate in TVET.

The indicator participation rate in technical-vocational programmes (SDG indicator 4.3.3) is the percentage of young people aged 15-24 years participating in technical or vocational education either in formal or non-formal (e.g. work-based or other settings) education, on a given date or during a specified period. Table 14 shows the data requirements and the calculated participation rate in technical-vocational programmes for the year 2022.

Table 14: Participation Rate in Technical-Vocational Programmes

Academic Year	Population (18-24 Years)	Total Enrolment	Participation Rate in Technical-Vocational Programmes (%)
2021/22	422,214	7,783 ¹⁵	1.8

Sources:

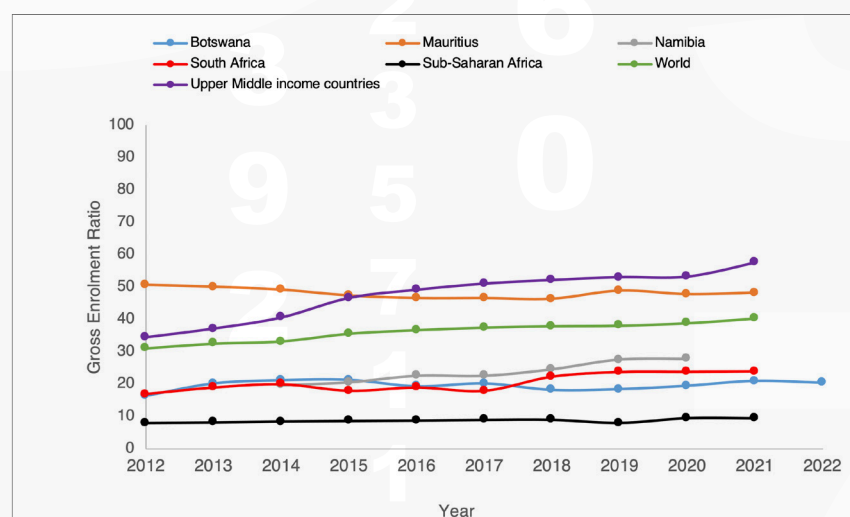
Statistics Botswana (2015) Population Projections-2011-2026

Tertiary Education Institutions 2021

In 2022, Botswana's participation rate in technical-vocational programmes was 1.8%, indicating a relatively small proportion of the 15 to 24-year population participating in education and training to acquire TVET qualification.

2.19 Gross Enrolment Ratio - International Comparisons

Figure 12: Gross Enrolment Ratio - International Comparisons



Sources:

2020 Tertiary Education Statistics Report

2020 Namibia Higher Education Statistical yearbook

Participation in Tertiary Education 2021, Mauritius

<https://ourworldindata.org/grapher/gross-enrollment-ratio-in-tertiary-education>

Data on tertiary education was collected by the UIS and mapped to the International Standard Classification of Education to facilitate the comparability of education programmes at the international level. GER trends indicated Botswana's GER to be within the five percentage points range with that of neighbouring countries, namely Namibia and South Africa. Figure 12 indicates that although the GER values were higher (9.4%) than the averages of the Sub-Saharan African region, they were significantly below the upper middle income countries average at 57.6%, lower middle income countries at 23.7% and the world average at 40.2%. Mauritius has consistently been among the highest in Sub-Saharan Africa in the last 10 years.

¹⁵ | Excludes enrolment from non-formal education

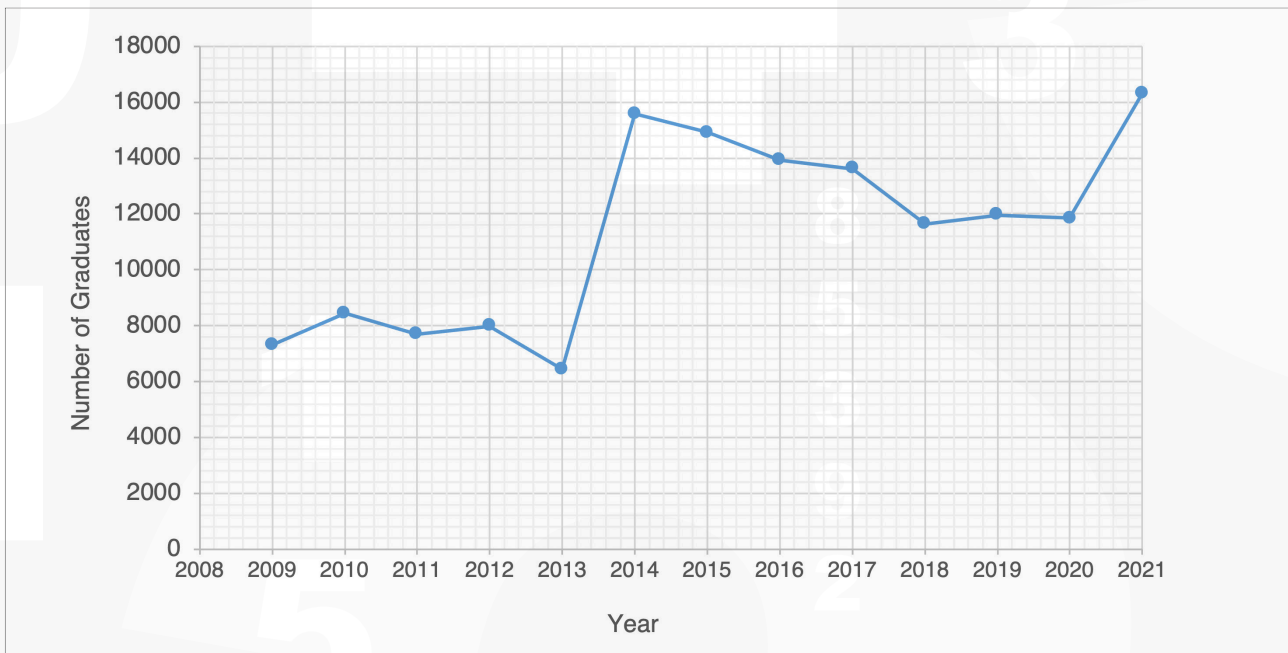
Chapter 3. Tertiary Education Graduates

This tertiary education graduates chapter provides information on the number and trends of the tertiary education throughput. The chapter focuses on the final examination results for the 2021 academic year by sex, qualification type and ISCED field of learning for all the tertiary education institutions. The students sat for the final examination during the last semester of the academic year 2020/2021 and graduated in the academic year 2021/2022. During that period, a total of 16,305 students successfully completed their tertiary education studies in Botswana. This indicated an increase of 4,446 graduates (37.5%) from the previous academic year.

3.1 Graduates Trends

Figure 13: Tertiary Education Graduates Trends-2009 to 2021

Figure 13 is a summary of the tertiary education graduates¹⁶ trends from year 2009 to 2021.



Source: Tertiary Education Institutions

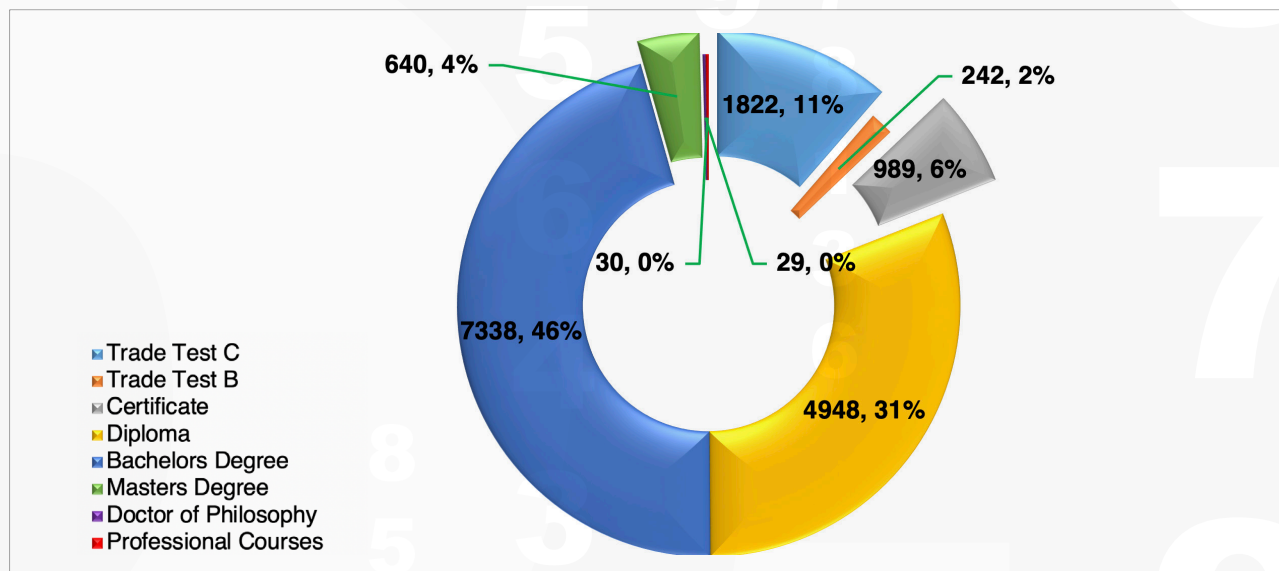
3.2 Graduation Rate

The 2022 tertiary education graduation rate was 82.4%, an increase of 0.8% from the 81.6% percent recorded from the 2021 graduates.

¹⁶ | The concept of graduates (i.e. all graduates, not only first-time graduates) was used when measuring the total graduates, graduates by type of institutions or by field of study.

3.3 Graduates by Qualification

Figure 14: Graduates by Qualification



Source: Higher Education Institutions 2022

Figure 14 is an illustration of 2021 graduates from local institutions. Seven thousand, three hundred and thirty-eight (7,338) students graduated with a Bachelor's degree, followed by Diploma with 4,948 students. About 2,209 of the students graduated with Trade Test qualifications, which are the lowest artisan level of qualifications. Only 29 students graduated with Doctor of Philosophy degrees.

3.4 Graduates by Qualification and Institution

Table 15: Graduates by Institution and Qualification-(HEIs)

Institution	Certificate	Diploma	Bachelors	Masters	PhDs	PQ ¹⁷	Total
Colleges of Education		527					527
Institute of Health Sciences		506					506
Private Institutions	255	455	1,321			2	2,033
Private Universities	114	306	1,845	30		18	2,313
Public Institutions	56	311	1,227	133		10	1,737
Public Universities	238	2,373	2,945	477	29		6,062
Technical Colleges	225	470					695
Total	888	4,948	7,338	640	29	30	13,873¹⁸

Source: Higher Education Institutions

¹⁷ | Professional Qualifications

¹⁸ | Excludes 94 students from private institutions whose qualifications were not stated

Table 16: Graduates by Institution and Qualification-(TVET)

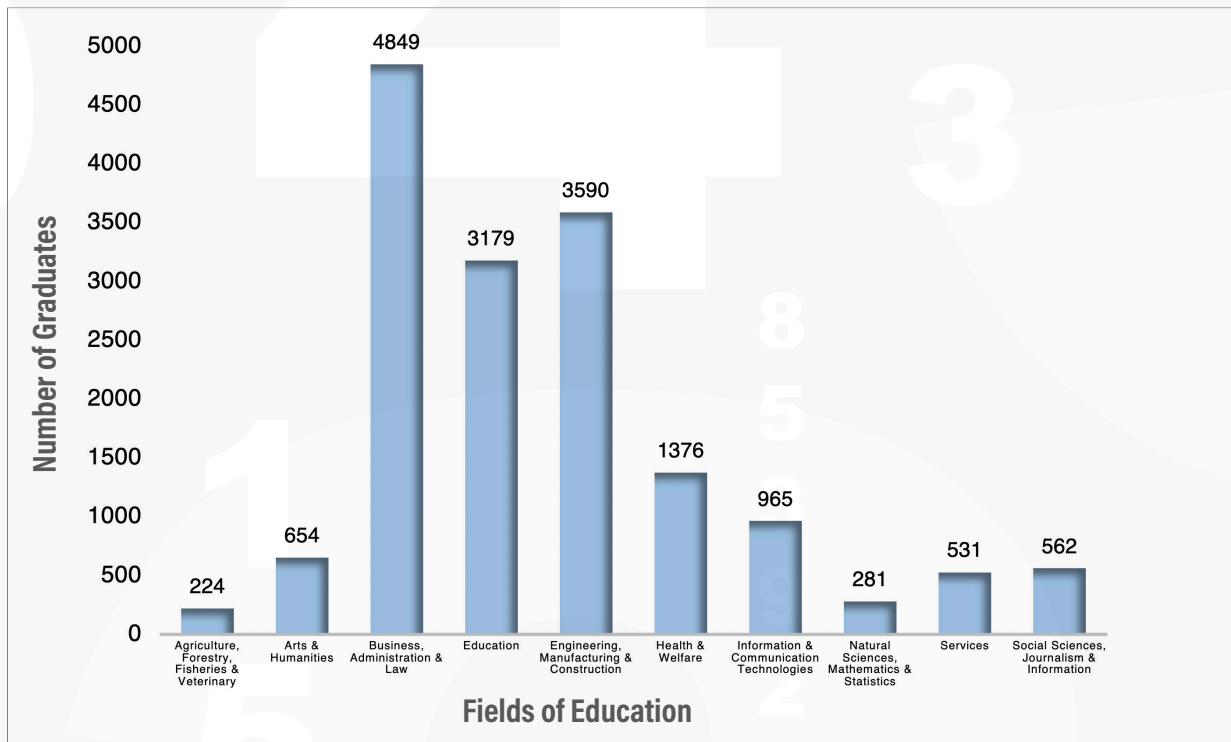
Institution	Certificate	Diploma	Bachelors	Total
Brigade Centres	1,420	242	101	1,763
Vocational Training Centres	545	2	28	575
Total	1,965	244	129	2,338

Source: Department of Skills Development 2022

The four Vocational Training Centres produced a total of 575 graduates for the year 2022.

3.5 Graduates by ISCED Field of Education

Figure 15: Graduates by ISCED Field of Education



Source: Tertiary Education Institutions 2022

As it was the case with enrolment, students who completed studies in 2021 were mainly from the fields of Business, Administration and Law (4,849). The second largest was Engineering Manufacturing and Construction (3,590), followed by Education with 3,179. Agriculture, Forestry, Fisheries and Veterinary had 224 students, and this could possibly be due to the fact that this particular field of education is offered at only one higher institute of learning.

3.6 Graduates by ISCED Field of Education and Qualification

Table 17: Graduates by ISCED Broad Group and Qualification

ISCED Group	1	2	3	4	5	6	7	8	total
Agriculture, Forestry, Fisheries & Veterinary	58			52	107	7			224
Arts & Humanities			10	42	597	3	2		654
Business, Administration & Law			405	1,392	2,665	353	4	30	14,849
Education			183	2230	718	45	3		3,179
Engineering, Manufacturing & Construction	1,907	244	147	497	767	24	4		3,590
Health & Welfare			105	611	623	35	2		1,376
Information & Communication Technologies			15	42	870	38			965
Natural Sciences, Mathematics & Statistics			44	7	156	63	11		281
Services			108	59	350	14			531
Social Sciences, Journalism & Information				16	485	58	3		562
Unclassified									94
Total	1,965	244	1,017	4,948	7,338	640	29	30	16,305

Source: Tertiary Education Institutions 2022

Key

- 1 Trade Test C
- 2 Trade Test B
- 3 Certificate
- 4 Diploma
- 5 Bachelor's Degree
- 6 Master's Degree
- 7 Doctor of Philosophy
- 8 Professional Qualifications

3.7 Graduates by ISCED Broad Group, Qualification and Institution

Table 18: Graduates by ISCED Broad Group, Qualification and Institution-HEIs

Colleges of Education							
ISCED Broad Group	Certificate	Diploma	Bachelors	Masters	PhDs	Prof Q	Total
Agriculture, Forestry, Fisheries & Veterinary							
Arts & Humanities							
Business, Administration & Law							
Education		527					527
Engineering, Manufacturing & Construction							
Health & Welfare							
Information & Communication Technologies							
Natural Sciences, Mathematics & Statistics							
Services							
TOTAL		527					527
Institute of Health Sciences							
ISCED Broad Group	Certificate	Diploma	Bachelors	Masters	PhDs	Prof Q	Total
Agriculture, Forestry, Fisheries & Veterinary							
Arts & Humanities							
Business, Administration & Law							
Education							
Engineering, Manufacturing & Construction							
Health & Welfare		506					506
Information & Communication Technologies							
Natural Sciences, Mathematics & Statistics							
Social Sciences, Journalism & Information							
TOTAL		506					506
Private Institutions							
ISCED Broad Group	Certificate	Diploma	Bachelors	Masters	PhDs	Prof Q	Total
Agriculture, Forestry, Fisheries & Veterinary	10	10	81				101
Arts & Humanities	52	227	355			2	636
Business, Administration & Law	85	18	62				165
Education	33	104	187				324
Engineering, Manufacturing & Construction	74	84	286				444
Health & Welfare							
Information & Communication Technologies							
Natural Sciences, Mathematics & Statistics							
Services	1	12	350				363
Social Sciences, Journalism & Information							
TOTAL	255	455	1,321			2	2,033

Graduates by ISCED Broad Group, Qualification and Institution-HEIs continued.....

Private Universities							
ISCED Broad Group	Certificate	Diploma	Bachelors	Masters	PhDs	Prof Q	Total
Agriculture, Forestry, Fisheries & Veterinary							
Arts & Humanities		32	459				491
Business, Administration & Law	112	89	837	9		18	1,065
Education		28	57				85
Engineering, Manufacturing & Construction		144	182				326
Health & Welfare							
Information & Communication Technologies	2	7	126	21			156
Natural Sciences, Mathematics & Statistics							
Services							
Social Sciences, Journalism & Information		6	184				190
TOTAL	114	306	1,845	30		18	2,313
Public Institutions							
ISCED Broad Group	Certificate	Diploma	Bachelors	Masters	PhDs	Prof Q	Total
Agriculture, Forestry, Fisheries & Veterinary			70				70
Arts & Humanities							
Business, Administration & Law	56	286	769	133		10	1254
Education							
Engineering, Manufacturing & Construction							
Health & Welfare		7	222				229
Information & Communication Technologies		18	166				184
Natural Sciences, Mathematics & Statistics							
Services							
Social Sciences, Journalism & Information							
TOTAL	56	311	1,227	133		10	1,737
Public Universities							
ISCED Broad Group	Certificate	Diploma	Bachelors	Masters	PhDs	Prof Q	Total
Agriculture, Forestry, Fisheries & Veterinary		52	107	7			166
Arts & Humanities			57	3	2		62
Business, Administration & Law	109	648	704	211	4		1,676
Education	98	1,615	529	45	3		2,290
Engineering, Manufacturing & Construction			398	24	4		426
Health & Welfare	31	14	115	35	2		197
Information & Communication Technologies			578	17			595
Natural Sciences, Mathematics & Statistics		7	156	63	11		237
Services		27		14			41
Social Sciences, Journalism & Information		10	301	58	3		372
TOTAL	238	2,373	2,945	477	29		6,062

Graduates by ISCED Broad Group, Qualification and Institution-HEIs continued.....

Technical Colleges							
ISCED Broad Group	Certificate	Diploma	Bachelors	Masters	PhDs	Prof Q	Total
Agriculture, Forestry, Fisheries & Veterinary							
Arts & Humanities							
Business, Administration & Law	12	142					154
Education		42					42
Engineering, Manufacturing & Construction	62	249					311
Health & Welfare							
Information & Communication Technologies		17					17
Natural Sciences, Mathematics & Statistics	44						44
Services	107	20					127
Social Sciences, Journalism & Information							
TOTAL	225	470					695
GRAND TOTAL	888	4,948	7,338	640	29	30	13,873

Table 19: Graduates by ISCED Broad Group, Qualification and Institution-TVET

Vocational Training Centres				
ISCED Broad Group	Trade Test C	Trade Test B	Certificate	Total
Agriculture, Forestry, Fisheries & Veterinary				
Arts & Humanities				
Business, Administration & Law				
Education			16	16
Engineering, Manufacturing & Construction	545	2	12	559
Health & Welfare				
Information & Communication Technologies				
Natural Sciences, Mathematics & Statistics				
Services				
Social Sciences, Journalism & Information				
TOTAL	545	2	28	575
Brigades Training Centres				
ISCED Broad Group	Trade Test C	Trade Test B	Certificate	Total
Agriculture, Forestry, Fisheries & Veterinary	58			58
Arts & Humanities				
Business, Administration & Law			48	48
Education				
Engineering, Manufacturing & Construction	1,362	242	40	1,644
Information & Communication Technologies	13			13
Natural Sciences, Mathematics & Statistics				
TOTAL	1,420	242	101	1763
GRAND TOTAL	1,965	244	129	2,338

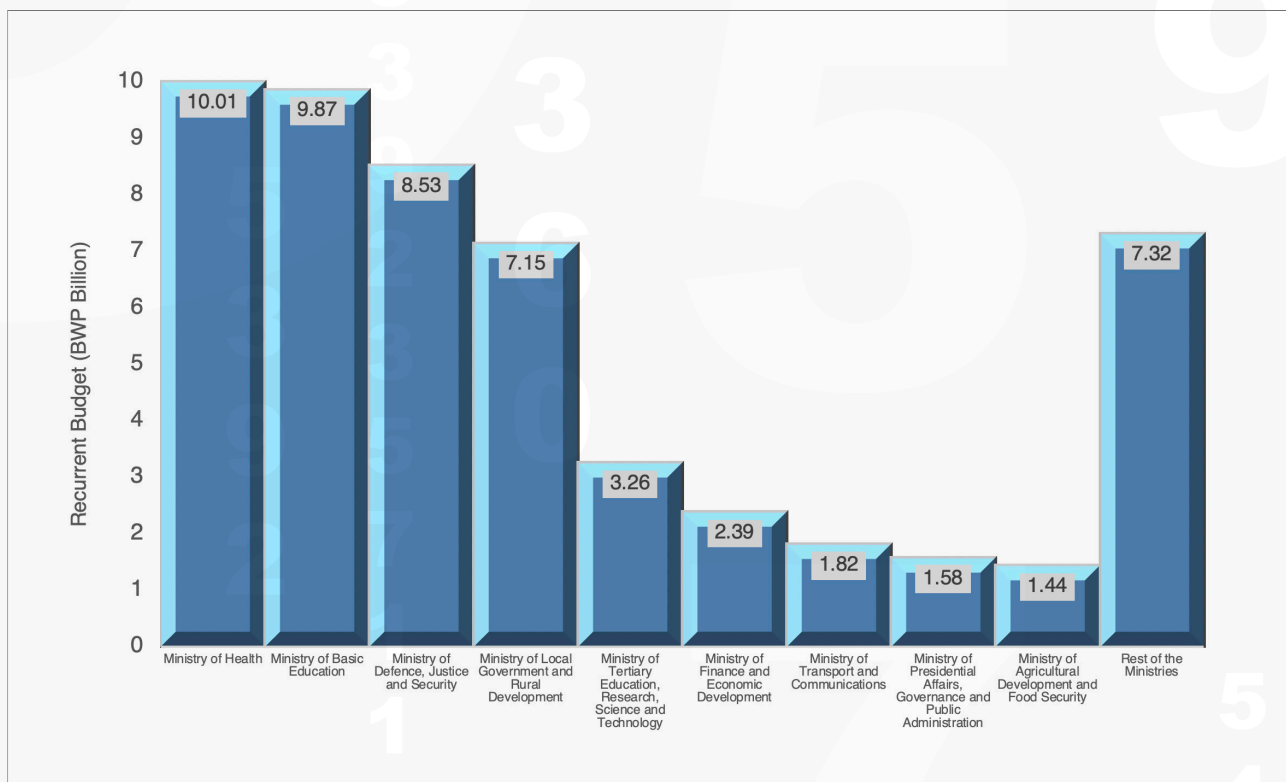
Chapter 4.

Financial Resources Invested in Tertiary Education

In general, reporting expenditure on education is a complex task and requires data collected from multiple sources to accurately report on the financial resources allocated to different levels of education and programme orientation. For this report, the accuracy of reporting expenditure was compromised by incomplete data sources and the unavailability of specific programme level information, and thus making it difficult to break down the structure of the education system and its associated finances into different levels. In view of the above, the recurrent budget allocation to the then parent ministry, Ministry of Tertiary Education, Research, Science and Technology, was used as a proxy for the proportion of national wealth spent on tertiary education.

The 2022 Recurrent Budget was P53.36 billion, which indicated an overall growth of P2.71 billion or 5.3% over the previous year's approved budget of P50.66 billion. Figure 16 indicates that on average, the bulk of Recurrent Budget expenditure went to the Ministry of Health with an average percentage share of 18.7% of the proposed Ministerial Recurrent Budget, amounting to P10.01 billion. The Ministry of Tertiary Education received a share of P3.26 billion. This provision covered expenditure on student sponsorship and public institutions involved in delivering or supporting tertiary educational services. Other ministerial budget allocations for 2022 are reflected in Figure 16.

Figure 16: Ministerial Recurrent Budget (Billion Pula)



Source: 2022 Budget Speech

www.finance.gov.bw/images/DevelopmentandBudget/2022-23/2022-Budget-Speech--07-02-22-Final.pdf

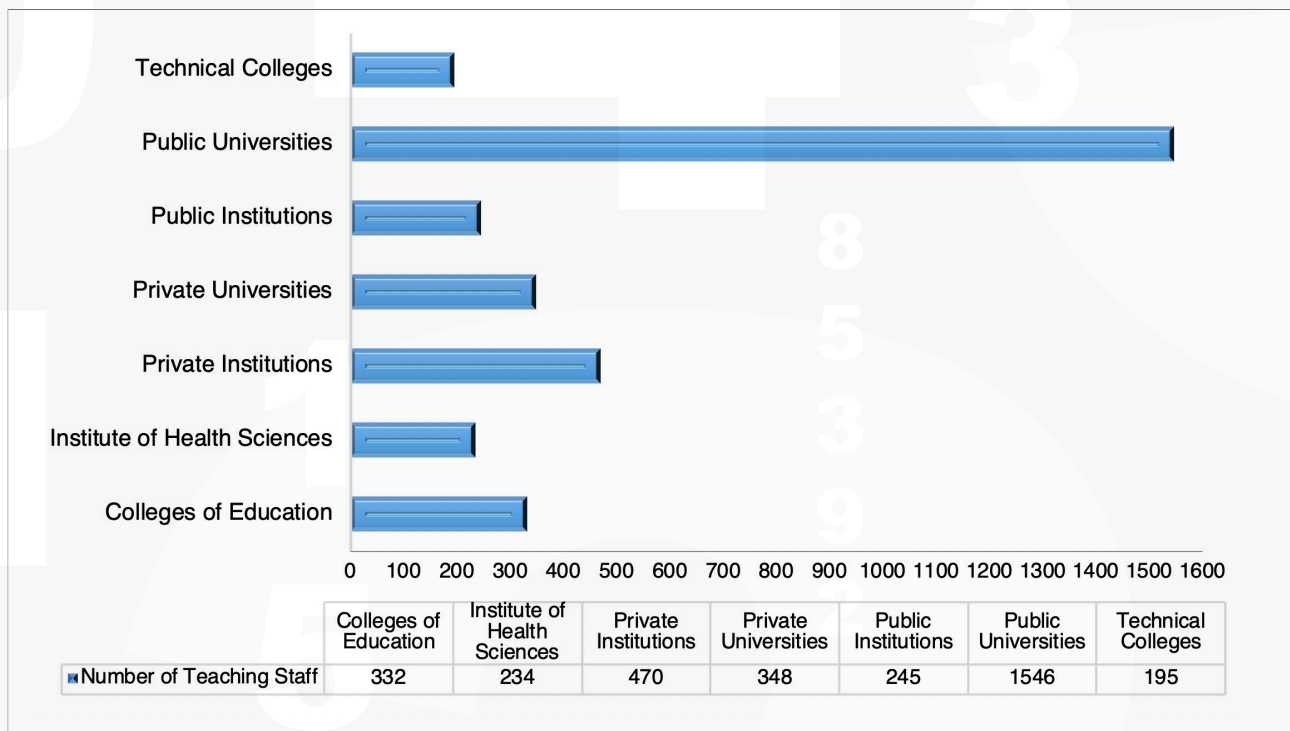
Chapter 5. Staff Members

This chapter gives information on teaching staff only. It gives an overview of the number and other characteristics of the academic staff members employed by different HEIs. Data on academic staff members is compared by type of institution, sex and by qualification where data is available. Data from Vocational Training Centres and Brigades were not captured.

5.1 Teaching (Academic) Staff by Type of Institution

Higher Education Institutions (HEIs) in Botswana employed a total of 3,370 academic staff members in 2022. Of these, 2,552 were employed in public HEIs, whereas 818 were in private HEIs. Figure 17 presents the number of academic staff by type of institution.

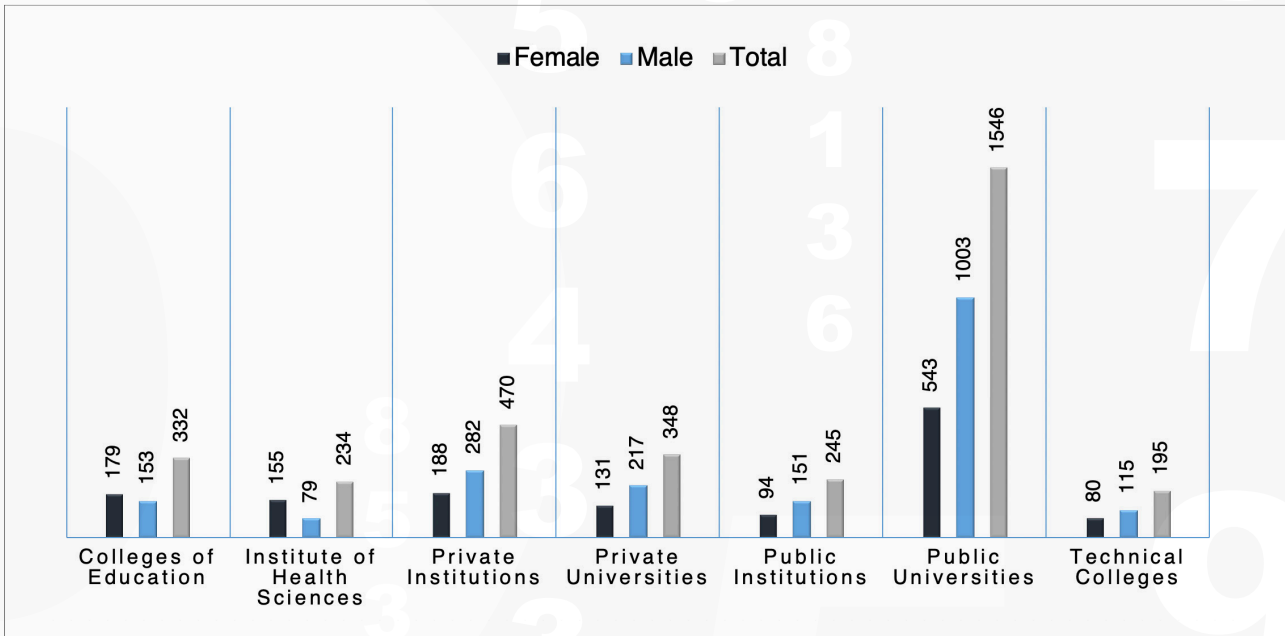
Figure 17: Teaching (Academic) Staff by Type of Institution



Source: Higher Education Institutions 2022

5.2 Teaching (Academic) Staff by Type of Institution and Sex

Figure 18: Staff by Institution and Sex

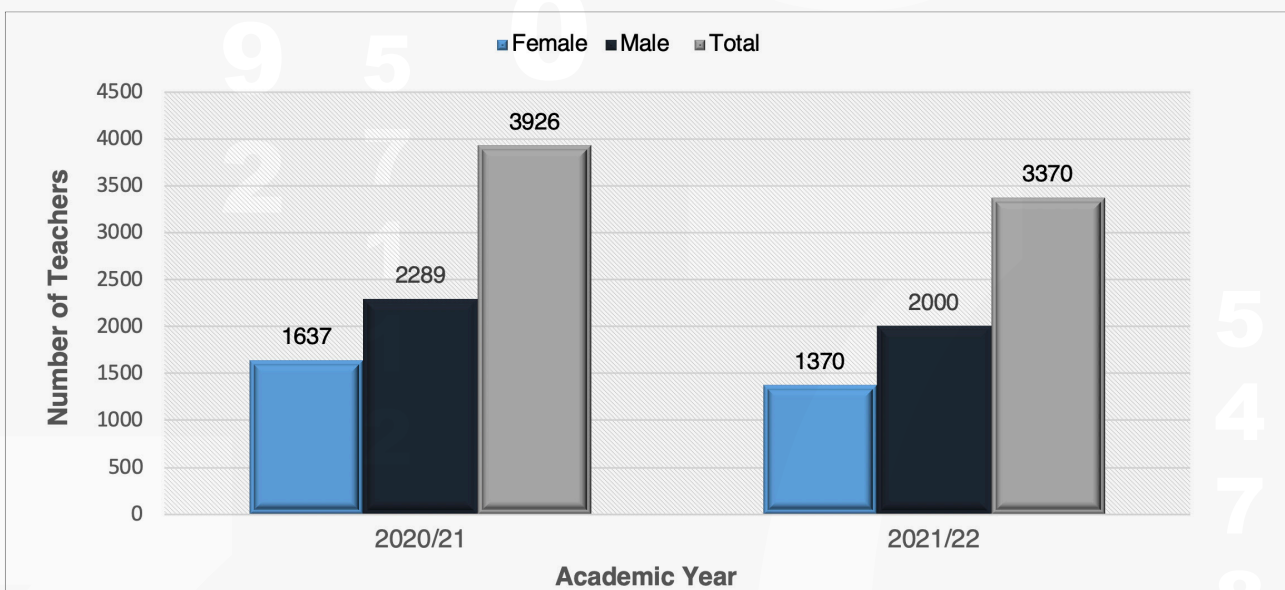


Source: Higher Education Institutions 2022

The representation of women among academic staff was more than their male counterparts in Colleges of Education and Institute of Health Sciences.

5.3 Trends of Academic Staff

Figure 19: Trends-Academic Staff



Annexure 1

Student Enrolment by Programme-(ISCED Level 4)

Table E1.1: Barolong Vocational Training Centre

Programme Name	2020/2021			2021/2022		
	Fem	Mal	Tot	Fem	Mal	Tot
Crop Farming Trade Test C	9	38	47	10	8	18
Dressmaking Trade Test C	47	8	55	44	8	52
Livestock Farming Trade Test C	21	50	71	43	27	70
Certificate in Accounting & Business Studies	2	1	3	11	5	16
Certificate in Computer Studies	7	7	14	4	8	12
Dress Making NCC	10	1	11			
Total	96	105	201	112	56	168

Table E1.2: Bobonong Brigades Centre

Programme Name	2020/2021			2021/2022		
	Fem	Mal	Tot	Fem	Mal	Tot
Auto Mechanics Trade Test C	3	58	61	3	57	60
Bricklaying & Plastering Trade Test C	6	52	58	7	53	60
Carpentry & Joinery C Trade Test C	33	20	53	33	20	53
Certificate in Computer Studies	25	14	39	23	13	36
Total	67	144	211	66	143	209

Table E1.3: Boteti Brigades Centre

Programme Name	2020/2021			2021/2022		
	Fem	Mal	Tot	Fem	Mal	Tot
Borehole Mechanics Trade Test C	23	97	120	13	65	78
Bricklaying & Plastering, Trade Test C	12	29	41			
Bricklaying & Plastering, Trade Test B				3	8	11
Carpentry & Joinery Trade Test C	15	31	46			
Carpentry & Joinery Trade Test B				9	14	23
Borehole Mechanic NCC				4	5	9
Certificate in Accounting & Business Studies	10	7	17	30	12	42
Total	60	164	224	59	104	163

Table E1.4: Chobe Brigades Centre

Programme Name	2020/2021			2021/2022		
	Fem	Mal	Tot	Fem	Mal	Tot
Auto Mechanics Trade Test C	5	27	32	3	10	13
Auto Mechanics Trade Test B	2	10	12	3	11	14
Bricklaying & Plastering, Trade Test C	6	7	13	1	9	10
Carpentry & Joinery C, Trade Test C	14	1	15	3	7	10
Total	27	45	72	10	37	47

Table E1.5: Ghanzi Brigades Centre

Programme Name	2020/2021			2021/2022		
	Fem	Mal	Tot	Fem	Mal	Tot
Auto Mechanics Trade Test C					10	10
Auto Mechanics Trade Test B				1	23	24
Bricklaying & Plastering Trade Test C	8	32	40	5	8	13
Bricklaying and Plastering Trade Test B				8	11	19
Electrical Installation and Maintenance Trade Test C				3	16	19
Electrical Installation and Maintenance Trade Test B				9	28	37
Certificate in Computer Studies				17	8	25
Total	8	32	40	43	104	147

Table E1.6: Gweta Brigades Centre

Programme Name	2020/2021			2021/2022		
	Fem	Mal	Tot	Fem	Mal	Tot
Auto Mechanics Trade Test C	8	26	34	6	34	40
Bricklaying & Plastering Trade Test C	8	25	33	12	25	37
Carpentry & Joinery C Trade Test C	4	24	28	7	34	41
Total	20	75	95	25	93	118

Table E1.7: Kanye Brigades Centre

Programme Name	2020/2021			2021/2022		
	Fem	Mal	Tot	Fem	Mal	Tot
Auto Mechanics Trade Test C	13	41	54	6	9	15
Auto Mechanics Trade Test B				3	26	29
Electrical Installation & Appliances Trade Test C	14	42	56	4	15	19
Electrical Installation and Appliances Trade Test B				6	23	29
Refrigeration & Air Conditioning Trade Test C	16	32	48	2	6	8
Refrigeration & Air Conditioning Trade Test B				6	18	24
Total	43	115	158	27	97	124

Table E1.8: Kang Brigades Centre

Programme Name	2020/2021			2021/2022		
	Fem	Mal	Tot	Fem	Mal	Tot
Auto Mechanics Trade Test C	11	74	85	1	21	22
Auto Mechanics Trade Test B				2	28	30
Auto Mechanics NCC				10	22	32
Bricklaying & Plastering Trade Test C	6	38	44	3	10	13
Bricklaying & Plastering Trade Test B				1	14	15
Carpentry & Joinery Trade Test C	8	7	15	5	9	14
Carpentry & Joinery Trade Test B				13	19	32
Carpentry & Joinery NCC	16	35	51	8	7	15
Welding & Fabrication Trade Test C	16	46	62	8	25	33
Total	57	200	257	51	155	206

Table E1.9: Kgatleng Brigades Centre

Programme Name	2020/2021			2021/2022		
	Fem	Mal	Tot	Fem	Mal	Tot
Bricklaying & Plastering Trade Test C	20	33	53	20	33	53
Carpentry & Joinery Trade Test C	5	45	50	7	39	46
Electrical Installation Trade Test C	28	72	100	19	60	79
Plumbing & Pipe Fitting Trade Test C	25	60	85	23	50	73
Welding & Fabrication Trade Test C	9	39	48	16	41	57
Total	87	249	336	85	223	308

Table E1.10: Kgalagadi South Brigades Centre

Programme Name	2020/2021			2021/2022		
	Fem	Mal	Tot	Fem	Mal	Tot
Certificate in Accounting & Business Studies	11	5	16	14	5	19
Certificate in Computer Studies	10	10	20	8	10	18
Total	21	15	36	22	15	37

Table E1.11: Kweneng Bophirima Development Association

Programme Name	2020/2021			2021/2022		
	Fem	Mal	Tot	Fem	Mal	Tot
Auto Mechanics Trade Test C	5	40	45	3	25	28
Bricklaying & Plastering Trade Test C	7	39	46	4	27	31
Total	12	79	91	7	52	59

Table E1.12: Kweneng Rural Development Association

Programme Name	2020/2021			2021/2022		
	Fem	Mal	Tot	Fem	Mal	Tot
Auto Mechanics Trade Test C	11	44	55	7	24	31
Bricklaying & Plastering Trade Test C	10	27	37	3	16	19
Bricklaying & Plastering NCC	2	14	16	2	13	15
Carpentry & Joinery Trade Test C	22	35	57	8	23	31
Panel Beating & Spray painting Trade Test C	4	48	52	4	48	52
Total	49	168	217	24	124	148

Table E1.13: Lobatse Brigades Centre

Programme Name	2020/2021			2021/2022		
	Fem	Mal	Tot	Fem	Mal	Tot
Bricklaying & Plastering Trade Test C	3	49	52		9	9
Bricklaying & Plastering Trade Test B					11	11
Carpentry & Joinery Trade Test C	14	24	38	2	3	5
Carpentry & Joinery Trade Test B				7	14	21
Plumbing & Pipefitting Trade Test C	37	61	98	5	12	17
Plumbing & Pipefitting Trade Test B				12	20	32
Welding & Fabrication Trade Test C	11	55	66	4	28	32
Welding & Fabrication Trade Test B				6	23	29
Total	65	189	254	36	120	136

Table E1.14: Madiba Brigades Centre

Programme Name	2020/2021			2021/2022		
	Fem	Mal	Tot	Fem	Mal	Tot
Auto Mechanics Trade Test C	8	43	51	2	23	25
Bricklaying & Plastering Trade Test C	6	40	46	3	13	16
Bricklaying & Plastering Trade Test B				1	4	5
Carpentry & Joinery Trade Test C	8	28	36	3	11	14
Carpentry & Joinery Trade Test B				4	11	15
Electrical Installation Trade Test C	26	46	72			
Electrical Installation Trade Test B				18	33	51
Plumbing and Pipe Fitting Trade Test C	22	24	46	5	12	17
Plumbing and Pipe Fitting Trade Test B				11	11	22
Welding and Fabrication Trades Test C	8	42	50		10	10
Welding and Fabrication Trades Test B				4	28	32
Total	78	223	301	51	156	207

3

Table E1.15: Mahalapye Brigades Centre

Programme Name	2020/2021			2021/2022		
	Fem	Mal	Tot	Fem	Mal	Tot
Dress Marking Trade Test C	77	7	84			
Dress Marking Trade Test C (Practical)	14	6	20			
Dress Making Trade Test B				31	2	33
Certificate in Accounting & Business Studies				13	7	20
Total	91	13	104	44	9	53

Table E1.16: Marapong Brigades Centre

Programme Name	2020/2021			2021/2022		
	Fem	Mal	Tot	Fem	Mal	Tot
Dress Marking Trade Test C	72	3	75	11		11
Certificate in Accounting and Business Studies	3	7	10	11	5	16
National Certificate in Secretarial Studies	7	8	15	2		2
Total	82	18	100	24	5	29

Table E1.17: Marobela Brigades Centre

Programme Name	2020/2021			2021/2022		
	Fem	Mal	Tot	Fem	Mal	Tot
Auto Mechanics Trade Test C	19	40	59	5	27	32
Carpentry & Joinery Trade Test C	14	39	53	2	21	23
Total	33	79	112	7	48	55

Table E1.18: Matsheng Brigades Centre

Programme Name	2020/2021			2021/2022		
	Fem	Mal	Tot	Fem	Mal	Tot
Auto Mechanics Trade Test C	9	54	63	1	15	16
Auto Mechanics Trade Test B				5	25	30
Bricklaying and Plastering Trade Test C	2	29	31			
Certificate in Computer Studies	4	8	12			
Total	15	91	106	6	30	46

Table E1.18: Moseitse Brigades Centre

Programme Name	2020/2021			2021/2022		
	Fem	Mal	Tot	Fem	Mal	Tot
Auto Mechanics Trade Test C	30	93	123	17	40	57
Auto Mechanics Trade Test B				1	16	17
Total	30	93	123	18	56	74

Table E1.20: Moshupa Brigades Centre

Programme Name	2020/2021			2021/2022		
	Fem	Mal	Tot	Fem	Mal	Tot
Bricklaying & Plastering Trade Test C	18	49	67	9	24	33
Bricklaying & Plastering Trade Test B				5	12	17
Dressmaking Trade Test C	50	5	55			
Dressmaking Trade Test B				24	2	26
Certificate in Computer Studies	21	13	34	10	8	18
Total	89	67	156	48	46	94

Table E1.21: Ngethu Brigades Centre

Programme Name	2020/2021			2021/2022		
	Fem	Mal	Tot	Fem	Mal	Tot
Welding and Fabrication Trade Test C	8	57	65	8	55	63
Certificate in Accounting and Business Studies	8	6	14	9	6	15
Certificate in Computer Studies	16	2	18	19	2	21
Total	32	65	97	36	63	99

Table E1.22: Nswazwi Brigades Centre

Programme Name	2020/2021			2021/2022		
	Fem	Mal	Tot	Fem	Mal	Tot
Bricklaying & Plastering Trade Test C	5	9	14	10	17	27
Carpentry & Joinery Trade Test C	3	9	12	3	21	24
Painting & Decorating Trade Test C	32	20	52	32	20	52
Architectural Draughting NCC	17	33	50	16	31	47
Total	57	71	128	61	89	150

Table E1.23: Okavango Brigades Centre

Programme Name	2020/2021			2021/2022		
	Fem	Mal	Tot	Fem	Mal	Tot
Auto Mechanics Trade Test C	3	36	39			
Auto Mechanics Trade Test B	2	9	11			
Bricklaying and Plastering Trade Test C	8	34	42	2	11	13
Carpentry and Joinery Trade Test C	8	24	32	3	10	13
Total	21	103	124	5	21	26

Table E1.24: Serowe Brigades Centre

Programme Name	2020/2021			2021/2022		
	Fem	Mal	Tot	Fem	Mal	Tot
Auto Mechanics Trade Test C	15	76	91	3	29	32
Auto Mechanics Trade Test B				9	38	47
Auto Mechanics NCC				5	17	22
Bricklaying & Plastering Trade Test C	6	50	56	4	21	25
Bricklaying & Plastering Trade Test B					16	16
Carpentry & Joinery Trade Test C	20	37	57	1	15	16
Carpentry & Joinery Trade Test B				10	12	22
Forestry Trade Test C	35	11	46	25	8	33
Livestock Farming Trade Test C	38	23	61	12	11	23
Livestock Farming Trade Test B				19	12	31
Machine Fitting Trade Test C	14	49	63	5	18	23
Machine Fitting Trade Test B				6	23	29
Welding and Fabrication Trade Test C	11	70	81	3	22	25
Welding and Fabrication Trade Test B				7	37	44
Welding and Fabrication NCC				11	30	41
Total	139	316	455	120	309	429

Table E1.25: Shashe Brigades Centre

Programme Name	2020/2021			2021/2022		
	Fem	Mal	Tot	Fem	Mal	Tot
Bricklaying & Plastering Trade Test C	13	48	61	4	13	17
Bricklaying & Plastering Trade Test B				5	18	23
Carpentry & Joinery Trade Test C	31	35	66	4	11	15
Carpentry & Joinery Trade Test B				12	18	30
Welding and Fabrication Trade Test C	19	70	89			
Welding and Fabrication Trade Test B				12	41	53
Total	63	153	216	37	101	138

Table E1.26: Shoshong Brigades Centre

Programme Name	2020/2021			2021/2022		
	Fem	Mal	Tot	Fem	Mal	Tot
Bricklaying & Plastering Trade Test C	4	24	28	3	19	22
Crop Farming Trade Test C	18	12	30	18	7	25
Crop Farming Trade Test B				1	7	8
Total	22	36	58	22	33	55

Table E1.27: Tlokweng Brigades Centre

Programme Name	2020/2021			2021/2022		
	Fem	Mal	Tot	Fem	Mal	Tot
Carpentry & Joinery Trade Test C	15	48	63	4	8	12
Carpentry & Joinery Trade Test B				2	12	14
Dressmaking Trade Test C	76	6	82	10		10
Dressmaking Trade Test B				38	4	42
Certificate in Computer Studies	13	2	15			
Total	104	56	160	38	4	42

Table E1.28: Tshwaragano Brigades Centre

Programme Name	2020/2021			2021/2022		
	Fem	Mal	Tot	Fem	Mal	Tot
Crop Farming Trade Test C	41	20	61	35	17	52
Dress Making Trade Test C	51	5	56	51	5	56
National Certificate in Secretarial Studies	11		11	13	1	14
Certificate in Accounting and Business Studies				12	2	14
Total	103	25	128	111	25	136

Table E1.29: Tswapong Bokone Brigades Centre

Programme Name	2020/2021			2021/2022		
	Fem	Mal	Tot	Fem	Mal	Tot
Bricklaying & Plastering Trade Test C	12	32	44	3	11	14
Bricklaying & Plastering Trade Test B	1	17	18	4	11	15
Carpentry & Joinery Trade Test C	13	15	28	9	21	30
Carpentry & Joinery Trade Test B	2	13	15	10	6	16
Certificate in Computer Studies	7	8	15	11	5	16
National certificate in Secretarial Studies	7	3	10	18	2	20
Total	42	88	130	55	56	111

Table E1.30: Tswelopele Brigades Centre

Programme Name	2020/2021			2021/2022		
	Fem	Mal	Tot	Fem	Mal	Tot
Architectural Draughting NCC	19	31	50	19	32	51
Auto Mechanics Trade Test C	16	64	80	2	6	8
Auto Mechanics Trade Test B				6	32	38
Auto Mechanics NCC	11	7	18	10	7	17
Bricklaying & Plastering Trade Test C	5	23	28	3	10	13
Bricklaying & Plastering Trade Test B					10	10
Bricklaying & Plastering NCC	6	34	40	6	32	38
Carpentry & Joinery Trade Test C	15	41	56	2	10	12
Carpentry & Joinery Trade Test B				6	9	15
Carpentry & Joinery NCC	2	14	16	2	13	15
Total	74	214	288	56	161	217

Table E1.31: Tutume Brigades Centre

Programme Name	2020/2021			2021/2022		
	Fem	Mal	Tot	Fem	Mal	Tot
Auto Mechanics Trade Test C	5	12	17	1	15	16
Auto Mechanics Trade Test B	8	19	27	5	12	17
Bricklaying & Plastering Trade C	9	23	32	6	15	21
Bricklaying & Plastering Trade B		11	11	3	7	10
Carpentry & Joinery Trade C	15	39	54			
Carpentry & Joinery Trade B				3	11	14
Certificate in Accounting & Business Studies	25	2	27	23	9	23
Total	62	106	168	41	69	110

Table E1.32: Zwenshambe Brigades Centre

Programme Name	2020/2021			2021/2022		
	Fem	Mal	Tot	Fem	Mal	Tot
Auto Mechanics Trade Test C	14	34	48	2	10	12
Auto Mechanics Trade Test B				7	7	14
Bricklaying & Plastering Trade Test C	17	58	75	3	8	11
Bricklaying & Plastering Trade Test B				3	15	18
Carpentry & Joinery Trade Test C	20	32	52	4	10	14
Carpentry & Joinery Trade Test B				9	8	17
Certificate in Accounting & Business Studies				5	4	9
National Certificate in Secretarial Studies				12	4	16
Total	51	124	175	45	66	111

Table E1.33: Jwaneng Technical College

Programme Name	2020/2021			2021/2022		
	Fem	Mal	Tot	Fem	Mal	Tot
Bricklaying & Plastering Trade Test C	2	20	22			
Bricklaying & Plastering NCC	8	24	32	9	42	51
Carpentry & Joinery Trade Test C	17	34	51			
Carpentry & Joinery Trade Test B				10	17	27
Carpentry & Joinery NCC				3	13	16
Electrical Installation Trade Test C	14	65	79	6	32	38
Electrical Installation Trade Test B				6	29	35
Electrical Installation NCC				4	31	35
Painting & Decoration Trade Test C	28	22	50			
Painting & Decoration Trade Test B				8	13	21
Certificate in Accounting and Business Studies				13	9	22
Total	69	165	234	59	186	245

Table E1.34: Maun Technical College

Programme Name	2020/2021			2021/2022		
	Fem	Mal	Tot	Fem	Mal	Tot
Auto Electrics Trade Test C				7	28	35
Auto Mechanics Trade Test C				1	66	67
Auto Mechanics NCC				3	17	20
Bricklaying & Plastering Trade Test C	8	40	48	8	40	48
Bricklaying & Plastering NCC		16	16		16	16
Carpentry & Joinery Trade Test C	14	48	62	14	48	62
Dress Making Trade Test C	47		47	53		53
Electrical Installation Trade Test C	23	51	74	23	60	83
Electrical Installation NCC				11	10	21
Hospitality Operations Trade Test C	13	4	17	13	4	17
Machine Fitting Trade Test C				2	11	13
Maintenance Fitting Trade Test C	7	31	38	7	31	38
Painting & Decoration Trade Test C	22	12	34	22	12	34
Panel Beating & Spray Painting Trade Test C		50	50		50	50
Plumbing & Pipe Fitting Trade Test C	12	41	53	12	41	53
Plumbing & Pipe Fitting NCC				6	7	13
Welding and Fabrication Trade Test C	4	30	34	4	30	34
Welding & Fabrication NCC				4	18	22
Certificate in Accountancy and Business Studies	16	1	17	31	7	38
Travel & Tourism BPTEP				20	8	28
Total	166	324	490	241	504	745

Table E1.35: Palapye Technical College

Programme Name	2020/2021			2021/2022		
	Fem	Mal	Tot	Fem	Mal	Tot
Auto Electrics Trade Test C	13	25	38			
Auto Electrical Trade Test B				6	19	25
Auto Mechanics Trade Test C	3	45	48	2	18	20
Auto Mechanics Trade Test B				3	29	32
Bricklaying & Plastering Trade Test C	6	22	28			
Bricklaying & Plastering Trade Test B				3	25	28
Bricklaying & Plastering NCC	1	15	16	5	26	31
Carpentry & Joinery Trade Test C	5	19	24			
Carpentry & Joinery Trade Test B				2	12	14
Carpentry & Joinery NCC				3	10	13
Clothing Design & Technology Trade Test C	50	2	52			
Clothing Design & Technology Trade Test B				29	2	31
Electrical Installation and Appliances Trade Test C	17	36	53	5	9	14
Electrical Installation and Appliances Trade Test B				12	24	36
Information & Communication Technology				12	15	27
Machine Fitting Trade Test C	6	34	40			
Maintenance Fitting Trade Test C				1	29	30
Painting & Decoration Trade Test C	29	18	47	19	10	29
Plumbing & Pipefitting Trade Test C	34	42	76	5	13	18
Plumbing & Pipe Fitting Trade Test B				11	23	34
Welding & Fabrication Trade Test C	14	32	46	8	20	28
Welding & Fabrication Trade Test B				5	11	16
Certificate in Accounting & Business Studies	4	2	6	16	8	24
National Certificate in Secretarial Studies	2	4	6	15	7	22
Total	184	296	480	162	310	472

Table E1.36: Selebi-Phikwe Technical College

Programme Name	2020/2021			2021/2022		
	Fem	Mal	Tot	Fem	Mal	Tot
Auto Mechanics Trade Test C	9	30	39			
Auto Mechanics Trade Test B				6	14	20
Auto Mechanics NCC				2	14	16
Bricklaying & Plastering Trade Test C					13	13
Bricklaying & Plastering Trade Test B				3	9	12
Bricklaying & Plastering NCC				3	14	17
Dress Making Trade Test C	41	2	43	28	2	30
Dress Making NCC				26	4	30
Electrical Trade Test C	16	28	44			
Electrical Trade Test B				12	19	31
Electronics Trade Test C	16	22	38	8	8	16
Furniture & Cabinet Making Trade Test B				8	10	18

Table E1.36: Selebi-Phikwe Technical College (Continued)

Programme Name	2020/2021			2021/2022		
	Fem	Mal	Tot	Fem	Mal	Tot
Painting & Decoration Trade Test C				5	12	17
Painting & Decoration Trade Test B				6	2	8
Plumbing & Pipe Fitting Trade Test B				4	10	14
Welding & Fabrication Trade Test C	7	45	52	4	14	18
Welding & Fabrication Trade Test B				3	13	16
Certificate in Accounting and Business Studies	4	12	16			
Information & Communication Technology	21	9	30	21	9	30
National Certificate in Secretarial Studies	11	3	14	4	2	6
NCC	13	2	15			
Total	138	153	291	143	169	312

Annexure 2

Student Enrolment by Programme-Private Institutions

Table E2.1: ABM University College

Programme Name	2019/2020	2020/2021	2021/2022
Association of Accounting Technicians (AAT)	6		
Chartered Institute of Management Accountants (CIMA)	41		
Chartered Institute of Purchasing & Supply (CIPS)	47	27	
Certificate in Electrical and Electronic Engineering		51	7
Certificate in Financial Management		1	
Certificate in Human Resource Management		3	
Certificate in Secretarial Studies		2	
Certificate in Tourism & Hospitality Management	1	27	
Diploma in Business Management	2	7	1
Diploma in Electrical and Electronic Engineering	4	9	9
Diploma in Financial Management		7	
Diploma in Human Resource Management		1	11
Diploma in Marketing Management	4	2	
Diploma in Procurement and Supply			2
Diploma in Secretarial Studies	15	74	35
Diploma in Tourism & Hospitality Management		1	
Advanced Diploma in Business Management	3		
Advanced Diploma in Business Information Systems	1		
Advanced Diploma in Electrical & Electronics Engineering	199	119	76
Advanced Diploma in Financial Management (abe)	1	1	
Advanced Diploma in Human Resource Management	2		
Advanced Diploma Travel, Tourism & Hospitality Management	1		
Professional Diploma in Procurement and Supply			17
Bachelor of Arts (Hons) in Business Management	1		
Bachelor of Arts (Hons) Tourism & Hospitality Management	96	109	80
Bachelor of Commerce Marketing Management	30	32	17
Bachelor of Science Financial Management	88	64	31
Total	542	537	286

Table E2.2: Arthur Portland

Programme Name	2019/2020	2020/2021	2021/2022
Association of Accounting Technicians (AAT)	38	4	21
Association of Chartered Certified Accountants (ACCA)	214	20	61
Botswana Institute of Chartered Accountants (BICA)	12	2	3
Chartered Financial Analyst (CFA)	57	56	5
Chartered Institute of Management Accountants (CIMA)	88	11	11
Total	409	93	101

Table E2.3: Assembly Bible College

Programme Name	2019/2020	2020/2021	2021/2022
Diploma in Biblical Theology & Ministry			23
Advanced Diploma in Biblical Theology & Ministry	42	27	16
Bachelor of Arts in Biblical Theology & Ministry	26	14	80
Total	68	41	119

Table E2.4: AWIL College

Programme Name	2019/2020	2020/2021	2021/2022
Bachelor of Arts (Live Performance)	27	28	36
Bachelor of Arts (Motion Picture Medium)	282	188	128
Hons in Motion Picture	36		
Total	345	216	164

Table E2.5: BA Isago University

Programme Name	2019/2020	2020/2021	2021/2022
Association of Chartered Certified Accountants (ACCA)	15	18	
Foundation in Accountancy	2		
Certificate in Business Management	43	39	37
Certificate in Court Administration	7	5	3
Certificate in Entrepreneurship	5	7	
Certificate in Law	19	21	6
Certificate in Real Estate	43	40	49
Certificate in Vocational Education & Training			5
Diploma in Accounting	2	3	1
Diploma in Court Administration	13	11	6
Diploma in Insurance	5	6	3
Diploma in Law	15	13	34
Diploma in Marketing	6	8	1
Diploma in Occupational Health and Safety Management	112	102	65
Diploma in Real Estate	64	69	48
Diploma in Transport Management & Logistics	61	56	16
National Professional Diploma in Education (Foundation)	3		
National Professional Diploma in Education (intermediate)	10	10	
Bachelor of Arts in Counselling			14
Bachelor of Arts in Landscape Architecture			20
Bachelor of Arts (Law & Public Administration)	257	232	192
Bachelor of Commerce (Accounting)	85	98	32
Bachelor of Commerce (Banking & Finance)	107	94	147
Bachelor of Commerce (Economics)	161	151	115
Bachelor of Commerce (Entrepreneurship)	86	83	42
Bachelor of Commerce (Human Resource Management)	9	12	
Bachelor of Commerce (Marketing Management)	49	58	42
Bachelor of Commerce (Retail Operations Management)			11
Bachelor of Commerce (Real Estate)	375	360	377

Table E2.5: BA Isago University (Continued)

Programme Name	2019/2020	2020/2021	2021/2022
Bachelor of Commerce (Risk Management)	15	21	2
Bachelor of Commerce (Transport Management & Logistics)	459	433	366
Bachelor of Commerce (Hons) Actuarial Science	1	1	4
Bachelor of Commerce (Hons) Fiscal Studies			24
Bachelor of Commerce (Hons) (Risk Management & Insurance)	131	111	95
Bachelor of Education (Early Child Development)	237	246	261
Bachelor of Education (General) Revised	4	2	
Bachelor of Education (Special & Inclusive Education)			35
Bachelor of Science Degree in Quantity Surveying	405	396	472
Bachelor of Science in Safety, Health & Environmental Management			34
Master of Commerce in Economics			9
Master of Commerce in Strategic Marketing			12
Master of Educational Leadership and Management			23
Total	2,806	2,706	2,603

Table E2.6: Bosa Bosele Training Institute

Programme Name	2019/2020	2020/2021	2021/2022
Certificate in Early Childhood Education	259	182	156
Certificate in HIV/AIDS Care & Counselling		3	2
Certificate in Security, Risk and loss Control	51	45	16
Certificate in Social Work	85	59	75
Certificate of Proficiency in Insurance	62	43	11
Diploma in Early Childhood Education	60	4	6
Diploma in Education	3	6	2
Diploma in Social Work	146	79	105
Advanced Diploma in Early Childhood Education	3	45	15
Bachelor of Arts in Community Development	55	64	33
Bachelor of Education in Early Childhood Education	59	62	28
Total	783	592	449

Table E2.7: Boitekanelo College

Programme Name	2019/2020	2020/2021	2021/2022
Certificate in Dental Surgery Assisting	4	21	
Certificate in Emergency Medical Care	35	17	16
Certificate in Health Care Assistance	36	60	155
Certificate in Occupational Health And Safety			8
Certificate in Phlebotomy	2		
Diploma in Counselling		1	
Diploma in Emergency Care Technology	51	76	100
Diploma in Health Care Management	13	10	15
Diploma in Health Education & Promotion	7	2	1
Diploma in Occupational Health and Safety	32	31	16
Higher Diploma in Pharmacy Technology	176	226	281
National Diploma in Clinical Technology	68	74	84

Table E2.7: Boitekanelo College (Continued)

Programme Name	2019/2020	2020/2021	2021/2022
Bachelor of Arts Counselling	215	218	184
Bachelor of Arts Health Care Service Management	406	393	382
Bachelor of Science Health Promotion & Education	337	313	280
Bachelor of Science in Emergency Medical Care	148	156	171
Bachelor of Science in Occupational Health Safety	555	607	583
Bachelor of Science in Nutrition & Dietetics	52	21	26
Total	2,137	2,226	2,302

Table E2.8: Botho University

Programme Name	2019/2020	2020/2021	2021/2022
Association of Accounting Technician (AAT)	108	63	7
Association of Chartered Certified Accountants (ACCA)	154	29	1
Botswana Institute of Chartered Accounts (BICA)	14	6	
Chartered Institute of Managements Accountants (CIMA)	62	31	23
Certificate in Computer Hardware Maintenance & Networking	2	1	
Certificate in Database Administration		1	
Certificate in Web Design		6	
Professional Diploma Network Security & Computer Forensic	1		
Post Graduate Diploma in Higher Education	71	61	
Bachelor of Business Administration Small Business Management			9
Bachelor of Commerce in Accounting			16
Bachelor of Commerce in Risk Management			12
Bachelor of Education (Hons) Primary Education	21	27	46
Bachelor of Engineering (Computer Engineering)	123	120	83
Bachelor of Engineering (Electrical Engineering)	146	180	162
Bachelor of Science (Hons) in Accounting	294	185	167
Bachelor of Science (Hons) in Business Management	176	164	157
Bachelor of Science (Hons) in Computer Networking			5
Bachelor of Science (Hons) in Computing	201	143	143
Bachelor of Science (Hons) in Computing - Top-up year (NIM)			2
Bachelor of Science (Hons) in Computing - Top-up year (SOE)			3
Bachelor of Science (Hons) in Finance	282	185	206
Bachelor of Science (Hons) in Health Information Management	765	581	597
Bachelor of Science (Hons) in Hospitality Management	192	141	113
Bachelor of Science (Hons) Jewellery Management & Design	95	35	20
Bachelor of Science (Hons) in Mobile Computing	76	34	15
Bachelor of Science (Hons) in Multimedia Systems	79	44	29
Bachelor of Science (Hons) in Network Security & Forensics	298	225	269
Bachelor of Science (Hons) in Sports Management	28	4	1
Master of Business Administration	56	55	114
Master of Education in Higher Education	49	58	72
Master of Science in Computer Systems Management	35	39	71
Faculty of Computing Exchange Programme	5	12	

Table E2.8: Botho University (Continued)

Programme Name	2019/2020	2020/2021	2021/2022
Professional Qualification in International Public Financial Management	11	15	
Professional Development Programmes		124	
Post Graduate Diploma in Higher Education			158
Total	3,344	2,569	2,501

Table E2.9: Botswana Institute of Bankers

Programme Name	2019/2020	2020/2021	2021/2022
Certificate in Banking	159	126	88
Associate Diploma in Banking		52	23
Total	159	177	111

Table E2.10: DDT College of Medicine

Programme Name	2019/2020	2020/2021	2021/2022
Bachelor of Doctor Assistance	84	54	40
Bachelor of Medical Laboratory Science	171	120	63
Bachelor of Pharmacy	158	143	105
Bachelor of Physiotherapy	99	76	54
Total	512	393	262

Table E2.11: Flying Mission - Aircraft Maintenance, Engineering Training School

Programme Name	2019/2020	2020/2021	2021/2022
Diploma in Aircraft Maintenance & Engineering	57	55	56
Total	57	55	56

Table E2.12: Gaborone Institute of Professional Studies

Programme Name	2019/2020	2020/2021	2021/2022
Association of Accounting Technicians (AAT)	14	13	1
Association of Chartered Certified Accountants (ACCA)	10	1	1
Diploma in Accounting	40		
Diploma in Business Skills	2		
Diploma in Computing	25	42	
Advanced Diploma in Automotive Electrical Engineering	49		41
Advanced Diploma in Diesel Plant Engineering	104	97	95
Advanced Diploma International Tourism	9	10	
Advanced Diploma in Motor Vehicle Repair & Refinishing	9	9	6
Bachelor of Arts in Public Administration	8	8	12
Bachelor of Business Administration (Accounting & Finance)	35	15	20
Bachelor of Business Administration (Marketing)	3	3	3
Bachelor of Business Administration (Business Management)	26	8	8
Bachelor of Business Administration (Strategic Management)	83	71	65
Bachelor of Business Administration (Travel & Tourism Management)	95	6	
Bachelor of Commerce Banking & Finance	91		21
Bachelor of Commerce Entrepreneurship	42	10	4
Bachelor of Commerce (Logistics and Supply Chain Management)			

Table E2.12: Gaborone Institute of Professional Studies (Continued)

Programme Name	2019/2020	2020/2021	2021/2022
Bachelor of Commerce (Purchasing & Supply Management)	57	154	74
Bachelor of Science Computer Science	59	1	61
Bachelor of Science Forensic Accounting & Finance	1	33	
Bachelor of Science Information Technology	25	2	28
Total	795	573	440

Table E2.13: Gaborone Universal College of Law

Programme Name	2019/2020	2020/2021	2021/2022
Chartered Institute of Purchasing & Supply (CIPS)	27	5	3
Diploma in Court Administration	6	4	2
Diploma in Criminology		32	48
Diploma in Early Childhood Education	164	228	333
Diploma in Electronics	5	2	3
Diploma in Events Management	3		7
Diploma in Labour Law	7	9	4
Diploma in Law	224	227	274
Diploma in Motor Vehicle Engineering	72	72	5
Diploma in Occupational Health & Safety		59	173
Diploma in Policing	2	2	
Diploma in Public Health	24	35	73
Diploma in Procurement and Supply	27	32	9
Diploma in Security Management and Legal Studies			34
Diploma in Sports & Recreation			1
Diploma in Strategic Leadership in Policing & Security	11	16	
Diploma in Transport Planning & Management	19	20	27
Diploma in Water and Environmental Engineering	3	6	11
Advanced Diploma in Criminology	5	1	
Advanced Diploma in Occupational health & Safety	116	114	44
Advanced Diploma in Occupational health & Safety & Environmental Law			1
Advanced Diploma in Purchasing & Supply Management		20	24
Advanced Diploma in Security Management & Legal Studies	9		
Bachelor of Arts (Law & Public Administration)	241	242	242
Bachelor of Arts (Public Health)	394	319	226
Bachelor of Business Administration (Entrepreneurship)	14	12	13
Bachelor of Business Administration (Occupational Health & Safety)	658	570	499
Bachelor of Commerce in Accountancy	1	6	8
Bachelor of Commerce in Purchasing & Supply management	93	67	40
Bachelor of Commerce in Travel & Tourism	25	22	9
Bachelor of Education (Early childhood Education)	238	235	226
Bachelor of Law		54	102
Bachelor of Science in Health Promotion & Disease Prevention	19	24	28
Bachelor of Technology in Construction Engineering	351	327	189
Master of Education (Early Childhood)	3	3	3
Master Public Health	2	2	2
Master of Science Occupational Health & Safety	7	7	7
Total	2,770	2,834	2,670

Table E2.14: Gaborone Universal College of Law

Programme Name	2019/2020	2020/2021	2021/2022
Association of Accounting Technicians (AAT)	19	8	6
Association of Chartered Certified Accountants (ACCA)	14	10	
Chartered Institute of Management Accountants (CIMA)	4	3	
Certificate Business Management	7	8	18
Certificate in Early Childhood Education			11
Certificate in Entrepreneurship	4	6	4
Certificate in Health & Safety			7
Certificate in Human Resource Management			7
Certificate in Logistics & Transport Management	2	2	13
Certificate in Marketing, Advertising & Public Relations Management	7	5	
Certificate in Project Management			8
Certificate in Travel, Tourism & Hospitality Management	3	5	3
Certificate of Proficiency in Long-term Insurance	6	4	8
Bachelor of Business Administration (Business Management)	11	11	35
Bachelor of Business Administration (Entrepreneurship)	28	37	16
Bachelor of Business Administration (Logistic & Transport Management)	149	139	183
Bachelor of Business Administration in Marketing & Public Relations Management			6
Bachelor of Business Administration (Travel Tourism & Hospitality)	64	72	41
Bachelor of Commerce (Finance & Banking)	111	99	79
Total	429	409	445

Table E2.15: Kgologano College

Programme Name	2019/2020	2020/2021	2021/2022
Certificate in Theology	6	5	10
Diploma in Theology	19	25	11
Bachelor of Theology	21	25	5
Music Theory & Practical piano (level 1)			1
Total	46	55	27

Table E2.16: Limkokwing University of Creative Technology

Programme Name	2019/2020	2020/2021	2021/2022
Certificate in Broadcasting Radio & Television	1		
Certificate in Digital Video		1	
Certificate in Hospitality Management	13	2	
Certificate in Retail & Marketing Management		1	
Diploma in Architectural Technology	6	8	8
Diploma in Hospitality Management	2		
Diploma in Interior Design	3	1	1
Diploma in Music Design	2		
Diploma in Retail & Marketing Management		1	1
Diploma in Tourism Management	4	3	3
Associate Degree in Advertising	11	5	8

Table E2.16: Limkokwing University of Creative Technology (Continued)

Programme Name	2019/2020	2020/2021	2021/2022
Associate Degree in Architectural Technology	217	221	205
Associate Degree in Broadcasting (Radio & Television)	4	3	3
Associate Degree in Business Information System	8	5	2
Associate Degree in Business Management	7	5	2
Associate Degree in Creative Multimedia	4	2	1
Associate Degree in Digital Video		1	
Associate Degree in Events Management	1	1	
Associate Degree in Fashion & Apparel Design	64	77	76
Associate Degree in Fine Art	16		
Associate Degree in Graphic Design		18	17
Associate Degree in Hotel Management	1		
Associate Degree in Interior Design	22	27	27
Associate Degree in Journalism & Media	7	7	2
Associate Degree in Marketing	2	1	
Associate Degree in Multimedia & Software Engineering	1		
Associate Degree in Public Relations	3	1	
Associate Degree in Retail Management	1		
Associate Degree in Software Engineering	2	1	1
Associate Degree in Sound Technology	45	49	40
Associate Degree in Textile	199	243	242
Associate Degree in Tourism Management	3	2	
Associate Degree in Television & Film Production	6	6	2
Associate Degree in Web Design	2	1	
Bachelor of Arts (Hons) in Broadcasting & Journalism	408	419	382
Bachelor of Arts (Hons) in Creative Multimedia	162	167	157
Bachelor of Arts (Hons) in Digital Film & Television	204	264	145
Bachelor of Arts (Hons) Event Management	123	92	85
Bachelor of Arts (Hons) Industrial Design	190	176	171
Bachelor of Arts in Interior Architecture	110	61	50
Bachelor of Business (Hons) Entrepreneurship	113	87	76
Bachelor of Business (Hons) Finance & Banking	76	95	95
Bachelor of Business (Hons) Hospitality Management	46	66	66
Bachelor of Business (Hons) International Business	253	222	195
Bachelor of Business (Hons) Marketing			24
Bachelor of Business (Hons) Tourism Management	249	214	184
Bachelor of Design (Hons) Professional Design	555	507	339
Bachelor of Science (Hons) Electronic Commerce	4	1	
Bachelor of Science (Hons) Information Technology	41	46	45
Bachelor of Science (Hons) Software Engineering with Multimedia	102	110	101
Total	3,293	3,244	2,750

Table E2.17: Logan Business College

Programme Name	2019/2020	2020/2021	2021/2022
Bachelor of Science in Forensic Financial Accounting		7	48
Total		7	48

Table E2.18: Mega-Size College

Programme Name	2019/2020	2020/2021	2021/2022
Certificate in Office administration			
Certificate in CIPS	8	4	
Diploma in CIPS	9		
Diploma in Fleet Management	34	16	15
Advanced Diploma in Purchasing & Supply	3	2	
Professional Diploma in Purchasing & Supply	7	1	5
Bachelor of Science in Procurement & Supply	52	51	69
Total	113	74	92

Table E2.19: Management College of Southern Africa

Programme Name	2019/2020	2020/2021	2021/2022
Higher Certificate in Accounting			1
Higher Certificate in Project Management			1
Bachelor of Business Administration	23	10	25
Bachelor of Commerce in Accounting			1
Bachelor of Commerce in Entrepreneurship			3
Bachelor of Commerce (Business Information & Technology Management)	3	2	2
Bachelor of Commerce (Financial Management)	1		1
Bachelor of Commerce (Human Resource Management)	4	2	5
Bachelor of Commerce in International Business			3
Bachelor of Commerce (Marketing Management)	7		5
Bachelor of Commerce in Project Management			5
Bachelor of Commerce (Supply Chain Management)	58	11	8
Bachelor of Commerce Tourism & Hospitality Management			1
Bachelor of Public Administration			1
Master of Business Administration	6		4
Master of Commerce			1
Postgraduate Diploma in Business Management			6
Total	102	25	73

Table E2.20: New Era College of Art, Science and Technology

Programme Name	2019/2020	2020/2021	2021/2022
Certificate in Accommodation, Operations & Services	5	5	
Certificate in Construction Industry	17	15	
Diploma in Accommodation Operations & Services	12	5	5
Diploma in Construction Industry	28	30	
Diploma in Electrical & Electronics Engineering	125	109	101
Technician Diploma in Construction			10
Technician Advanced Diploma in Construction			12
Advanced Diploma in Accommodation Operations & Services	7	1	
Advanced Diploma in Construction Industry (City & Guilds)	56	37	
Advanced Diploma Telecommunications Systems	103	24	13
Bachelor of Communications Engineering	107	170	
Bachelor of Electrical & Electronics Engineering	435	465	285
Bachelor of Engineering in Telecommunications			140
Total	895	861	566

Annexure 3

Student Enrolments by Programme-Public Institutions

Table E3.1: Botswana Accountancy College

Programme Name	2019/2020	2020/2021	2021/2022
Association of Accounting Technicians (AAT)	703	220	373
Association of Chartered Certified Accountants (ACCA)	319	58	121
Botswana Institute of Chartered Accountants (BICA)	205		48
Certificate in Finance Non-Finance Managers	17	17	18
Certificate of Health Insurance	2	1	
Certificate of Insurance (Life, Commercial & Personal)	8	9	
Certificate in Practice of Long-term Insurance	146	61	
Certificate in Practice of Retirement Funds	34	11	
Certificate in Practice of Short Term Insurance	154	43	
Post Graduate Certificate in Enterprise Risk Management	190	105	104
Post Graduate Certificate in Infrastructure Finance		4	
Post Graduate Certificate in Public Sector Procurement & Tender Process Management	32	17	20
Post Graduate Certificate - Public Sector Project Management	16	21	12
Certified Network Associate (Cisco)	18		
Chattered Institute of Management Accountants (CIMA)	226	118	113
Chattered Institute of Procurement and Supply	476	235	675
Insurance Institute of South Africa (IISA)	43		
Post Graduate Diploma in Advanced Taxation	23	20	58
Bachelor of Arts (Hons) in Accounting & Finance	283	218	169
Bachelor of Arts (Hons) Business Leadership & Entrepreneurship	232	233	236
Bachelor of Arts (Hons) in Business Management	244	308	328
Bachelor of Arts (Hons) in International Finance & Banking	216	200	180
Bachelor of Arts (Hons) International Hospitality Management	101	76	74
Bachelor of Arts (Hons) International Travel & Tourism Management)	282	235	192
Bachelor Degree in Insurance (Professional)	114	105	225
Bachelor of Science (Hons) Applied Business Computing	131	105	93
BSC (Hons) Business Intelligence & Data Analytics	154	271	387
Bachelor of Science (Hons) Computer Systems Engineering	369	338	366
BSC (Hons) Information Communication Technologies	56	64	60
Bachelor of Science (Hons) Mobile Technology	99	59	38
Bachelor of Science (Hons) Network Computing	27	45	43
Fundamental Business Communication/Calculations/Organisational Systems, Applications & Products Enterprise Resource (SAP)	16	9	
Total	4,945	3,206	3,933

Table E3.2: Botswana College of Engineering and Technology

Programme Name	2019/2020	2020/2021	2021/2022
National Craft Certificate in Auto Electronics	25		
National Craft Certificate in Automotive Mechanics	16		
National Craft Certificate in Fitter Machining		15	15
National Craft Certificate in Heavy Plant Mechanics	30	18	
National Craft Certificate in Maintenance Fitting	14	66	55
National Craft Certificate in Penal Beating & Spray Painting	25		
National Craft Certificate Welding & Fabrication	20	65	48
Diploma in Building and Civil Engineering	137	104	93
Diploma in Electrical & Electronic Engineering	132	121	106
Diploma in Water & Environmental Engineering	107	108	87
Diploma in Geomatics	86	108	89
Diploma in Mechanical Engineering	141	185	104
Total	733	790	797

Table E3.3: Botswana Open University

Programme Name	2019/2020	2020/2021	2021/2022
Certificate in Community Based Work	35	42	29
Certificate in Disaster Management	52	33	22
Certificate for Distance Education Practitioners	37	25	12
Certificate in Small Scale Business Management	82		
Certificate in Vocational Education and Training			1
Diploma in Business Management	662	386	489
Diploma in Human Resource Management	695	555	607
Diploma in Integrated Early Childhood Development	2,665	2,910	2,585
Bachelor of Business Administration	587	434	411
Bachelor of Arts in Business and Entrepreneurship	241	149	112
Bachelor of Commerce in Human Resource & Labour Relations	425	281	280
Bachelor of Education (Primary)	118	109	93
Bachelor of Education Special & Inclusive Education	165	189	185
Bachelor of Integrated Early Childhood Development	178	168	105
Master of Business Administration	189	199	232
Master of Education (Educational Leadership)	161	174	141
Master of Public Administration	74	68	80
Postgraduate Certificate in Quality Assurance	46	52	50
Total	6,412	5,774	5,434

Table E3.4: Botswana International University of Science and Technology

Programme Name	2019/2020	2020/2021	2021/2022
Bachelor of Engineering (Chemical)	85	98	103
Bachelor of Engineering (Civil & Environmental)	106	107	94
Bachelor of Engineering (Computer & Telecommunications)	99	85	76
Bachelor of Engineering (Electrical & Electronics)	122	115	111
Bachelor of Engineering (Geological Engineering)	104	90	81
Bachelor of Engineering (Industrial & Manufacturing)	105	84	81
Bachelor of Engineering (Materials & Metallurgical)	53	70	74
Bachelor of Engineering (Measurement & Instrumentation)	14	3	
Bachelor of Engineering (Mechanical & Energy)	118	112	90
Bachelor of Engineering (Mechatronics Engineering)	12	4	
Bachelor of Engineering (Mechatronics & Industrial Instrumentation)	101	121	100
Bachelor of Engineering (Mining Engineering)	70	74	73
Bachelor of Sciences (Biological Sciences & Biotechnology)	89	95	92
BSC (Computer Science & Software Engineering)	72	85	80
Bachelor of Sciences (Earth & Environmental Sciences)	54	59	55
Bachelor of Sciences (Environmental Sciences)	62	60	42
BSC (Environmental and Analytical Chemistry)	8	2	
Bachelor of Sciences (Forensic Sciences)	66	83	69
Bachelor of Sciences (Geology)	84	90	87
Bachelor of Sciences (Information Systems & Data Management)	43	43	38
Bachelor of Sciences (Mathematics & Applied Mathematics)	59	60	58
Bachelor of Science (Materials & Nano Chemistry)	3	2	
Bachelor of Science (Pure & Applied Chemistry)	71	79	72
Bachelor of Sciences (Physics)	74	76	58
Bachelor of Sciences (Statistics)	35	42	42
Master of Engineering (Chemical Engineering)	5	16	10
Master of Engineering (Civil and Environmental)	11	13	11
Master of Engineering (Computer & Telecommunication Engineering)	16	11	11
Master of Engineering (Electrical & Electronics)	4	7	4
Master of Engineering (Geological Engineering)	5	3	3
Master of Engineering (Industrial & Manufacturing)	6	6	6
Master of Engineering (Materials & Metallurgical Engineering)	2	5	3
Master of Engineering (Mechanical and Energy)	11	22	20
Master of Engineering (Mechatronics & Industrial Instrumentation Engineering)	10	16	15
Master of Engineering (Mining Engineering)	10	10	9
Master of Sciences (Biology & Biotechnology)	29	36	34
Master of Sciences Chemistry (Pure and Applied)	22	29	28
Master of Science (Computer Science)	23	19	15
Master of Sciences (Earth and Environmental Sciences)	5	1	
Master of Sciences (Environmental Sciences)	11	16	14
Master of Sciences (Forensic Sciences)	2	8	7
Master of Sciences (Geology)	24	26	26

Table E3.4: Botswana International University of Science and Technology (Continued)

Programme Name	2019/2020	2020/2021	2021/2022
Master of Sciences (Information Systems & Data Management)	3	9	8
Master of Sciences (Physics)	18	21	22
Master of Sciences (Pure & Applied Mathematics)	15	12	10
Master of Sciences (Statistics)	13	15	10
Doctor of Philosophy (Biological Sciences)	7		6
Doctor of Philosophy (Biological Sciences & Biotechnology)		10	
Doctor of Philosophy (Chemical Engineering)	2	6	4
Doctor of Philosophy (Chemistry)	8	10	10
Doctor of Philosophy (Civil & Environmental Engineering)	4	6	6
Doctor of Philosophy (Computer & Telecommunications Engineering)	6	9	8
Doctor of Philosophy (Computer Science & Software Engineering)	10	9	11
Doctor of Philosophy (Earth and Environmental Sciences)		1	
Doctor of Philosophy (Electrical & Electronics Engineering)	4	5	4
Doctor of Philosophy (Environmental Sciences)	3	6	6
Doctor of Philosophy (Forensic Sciences)		1	1
Doctor of Philosophy (Geological Sciences)	6	9	7
Doctor of Philosophy (Industrial & Manufacturing Engineering)	2	4	3
Doctor of Philosophy (Information Systems & Data Management)	4	5	4
Doctor of Philosophy (Materials & Metallurgical Engineering)	3	5	5
Doctor of Philosophy (Mechanical and Energy Engineering)	4	6	5
Doctor of Philosophy (Mechatronics & Industrial instrumentation)	1		
Doctor of Philosophy (Mining Engineering)		1	2
Doctor of Philosophy (Physics)	6	7	8
Doctor of Philosophy (Pure & Applied Mathematics)	7	10	13
Doctor of Philosophy (Statistics)	4	10	11
Total	2,035	2,160	1,956

Table E3.5: Botswana University of Agriculture & Natural Sciences

Programme Name	2019/2020	2020/2021	2021/2022
Diploma in Agricultural Extension	58	46	28
Higher Diploma in Agriculture	11	7	2
Higher Diploma in Animal Health & Production	63	50	41
Higher Diploma in Forestry & Range Ecology	9	3	6
Bachelor of Science in Agriculture	80	74	62
Bachelor of Science in Agricultural Economics	158	129	95
Bachelor of Science in Agricultural Education	47	48	65
Bachelor of Science in Agricultural Extension	6	7	2
Bachelor of Science in Agricultural Mechanization	95	90	74
Bachelor of Science in Animal Science	232	279	244
Bachelor of Science in Crop Science	61	64	49
Bachelor of Science in Food Science & Technology	215	251	216
Bachelor of Science in Range Science	67	60	47
Bachelor of Science in Soil & Water Conservation Engineering	202	187	153
Master of Science in Agricultural Education	2	1	6
Master of Science in Agricultural Engineering	5	9	
Master of Science in Agricultural Engineering-LUP			5
Master of Science in Agricultural Engineering-MC			5
Master of Science in Agricultural Engineering-SWE			15
Master of Science in Animal Science	13	9	
Master of Science in Animal Science (Animal Nutrition)			8
Master of Science in Animal Science (Breeding & Reproduction)			5
Master of Science in Animal Science (Management System)			7
Master of Science in Crop Science	15	8	
Master of Science in Crop Science (Agronomy)			5
Master of Science in Crop Science (Crop Protection)			3
Master of Science in Crop Science (Horticulture)			7
Master of Science in Crop Science (Soil science)			3
Doctor of Philosophy Animal Science (Animal Nutrition)	1	3	9
Doctor of Philosophy Animal Science (Animal Health)			2
Doctor of Philosophy Animal Science (Breeding & Reproduction)	1	2	1
Doctor of Philosophy Animal Science (Management System)			2
Doctor of Philosophy Crop Science (Agronomy)	1	3	5
Doctor of Philosophy Crop Science (Crop Protection)		2	1
Doctor of Philosophy Crop Science (Horticulture)	2	3	5
Doctor of Philosophy Crop Science (Soil Science)			3
Total	1,344	1,335	1,181

Table E3.6: Botswana Wildlife Training Institute

Programme Name	2019/2020	2020/2021	2021/2022
Certificate in Wildlife Management & Conservation	53	x	x
Diploma in Wildlife Management & Conservation		x	x
Total	53	x	x

Colleges of Education

Table E3.7: Molepolole College of Education

Programme Name	2019/2020	2020/2021	2021/2022
Diploma in Secondary Education	268	295	298
Total	268	295	298

Table E3.8: Serowe College of Education

Programme Name	2019/2020	2020/2021	2021/2022
Diploma in Early Childhood Care	88	84	48
Diploma in Primary Education	457	452	328
Total	545	536	376

Table E3.9: Tlokweng College of Education

Programme Name	2019/2020	2020/2021	2021/2022
Diploma in Primary Education	265	264	251
Total	265	264	251

Table E3.10: Tonota College of Education

Programme Name	2019/2020	2020/2021	2021/2022
Diploma in Secondary Education	331	452	367
Total	331	452	367

Table E3.11: Defence Command Staff College

Programme Name	2019/2020	2020/2021	2021/2022
Senior Command and Staff Program	57		58
Total	57		58

Table E3.12: Francistown College of Technical and Vocational Education

Programme Name	2019/2020	2020/2021	2021/2022
BTEP Certificate (Applied Laboratory Science)	30	36	29
BTEP Certificate (Hospitality Operations)	39	23	
BTEP Certificate (Sport, Recreation & Leisure)	35	50	87
BTEP Certificate (Travel & Tourism)	19	21	
Certificate in Clothing Design & Textiles	30	32	58
Certificate in Hair Dressing & Beauty therapy	102	65	54
Advanced Certificate in Hair Dressing	10		
Advanced Certificate in Information, Communication & Technology		18	
National Craft Certificate in Bricklaying and Plastering			18
National Craft Certificate Carpentry & Joinery		23	16
National Craft Certificate Industrial Electrical	7	16	38
National Craft Certificate Instrumentation Mechanic	10		31
National Craft Certificate Maintenance Fitting	6	16	
National Craft Certificate Millwright	6		31
National Craft Certificate Plumbing & Pipe Fitting	10		
National Craft Certificate Refrigeration & Air Conditioning	11	14	
National Craft Certificate Welding & Fabrication		15	28
Diploma in Accounting & Business Studies	40	40	15
Diploma in Culinary Arts	8	8	40
Diploma in Hospitality Management	7	17	20
Diploma in Systems Administration	11	6	19
Diploma in Travel Management	19	38	1
Diploma in Travel & Tourism	38	19	53
National Diploma in Secretarial Studies	69	20	20
Advanced Technician Diploma in Construction			
Postgraduate Diploma in Technical & Vocational Education & Training	44	42	26
Total	551	519	603

Table E3.13: Gaborone Technical College

Programme Name	2019/2020	2020/2021	2021/2022
Access to Hospitality Operations	13	12	14
Access to Retail Business	14	12	13
BTEP Certificate in Beauty Therapy	46	31	57
BTEP Certificate Clothing Design & Textiles	82	33	26
BTEP Certificate in Hairdressing	39	28	41
BTEP Diploma in Systems Administration	7	31	33
Certificate in Hospitality Operations	14	19	17
Certificate in Travel and Tourism	29	18	22
Diploma in Culinary Arts	33	28	31
Diploma in Hospitality Management	31	35	34
Diploma in Travel Management	98	47	53
National Diploma in Accountancy & Business Studies	32	32	27
Technician Diploma in Electrical & Electronics Engineering	22	53	45
Higher National Diploma in Secretarial Studies	38	45	32
Total	498	476	445

Table E3.14: Institute of Development Management

Programme Name	2019/2020	2020/2021	2021/2022
Association of Accounting Technician (AAT)	15	15	37
Certificate in Accounting	28	28	
Certificate in Archives & Records Administration	62	62	38
Certificate in Human Resource Management	7	7	3
Certificate in Procurement & Supply	5	5	
Diploma in Archives & Records Administration	112	112	124
Diploma in Business	35	35	
Diploma in Community Development	3	3	3
Diploma in Computing	54	54	
Diploma in Educational Management & Administration	39	39	8
Diploma in Human Resources Management	40	40	22
Diploma in Information Technology	16	16	5
Diploma in Procurement & Supply	9	9	26
Diploma in Project Management	108	108	75
Diploma in Public Administration & Management			15
Diploma in Public Health Management	23	23	41
International Diploma in Computer Studies	18	18	
Professional Diploma in Accounting	15	15	
Professional Diploma Procurement & Supply	497	497	218
Post Graduate Diploma in Monitoring and Evaluation	94	91	75
Bachelor of Arts (Hons) Accountancy	72	39	19
Bachelor of Arts in Archives & Records Management	520	496	394
Bachelor of Arts Community Development	240	316	319
Bachelor of Arts Early Childhood Studies	316	337	310
Bachelor of Arts Travel & Tourism Management	91	107	67
Bachelor of Business Public Finance & Accounting	237	300	276
Bachelor of Education Management	53	58	183
Bachelor of Human Resource Management	50	42	67
Bachelor of Office Management	55	37	39
Bachelor of Public Health Management	1,089	1,103	1,032
Bachelor of Science (Hons) Business Administration	74		
BSC Business Computing & Information Systems	8	2	33
BSC Computer Networking & Software Engineering	40	49	8
Bachelor of Science (Hons) Supply Chain Management	187	157	120
Bachelor of Science Project Management	208	308	278
Master of Science Project Management	68	77	73
Master of Science Logistics, Supply Chain Management	35	34	33
Total	4,420	4,264	3,941

Institute of Health Sciences

Table E3.15: Bamalete Lutheran School of Nursing

Programme Name	2019/2020	2020/2021	2021/2022
Post Basic Diploma in Midwifery	40	39	33
Total	40	39	33

Table E3.16: Institute of Health Sciences-Francistown

Programme Name	2019/2020	2020/2021	2021/2022
Higher Diploma in General Nursing	157	157	125
Post Basic Diploma in Midwifery	36	34	28
Total	193	191	153

Table E3.17: Institute of Health Sciences-Molepolole

Programme Name	2019/2020	2020/2021	2021/2022
Higher Diploma in General Nursing	140	125	123
Total	140	125	123

Table E3.18: Institute of Health Sciences-Gaborone

Programme Name	2019/2020	2020/2021	2021/2022
Higher Diploma in Dental Therapy	16	4	3
Higher Diploma in General Nursing	148	137	100
Higher Diploma in Medical Laboratory Technology	32	28	23
Higher Diploma in Pharmacy Technology	45	32	23
Post Basic Diploma in Family Nurse Practitioner	25	24	19
Post Basic Diploma in Midwifery	42	36	36
Total	308	261	204

Table E3.19: Institute of Health Sciences-Lobatse

Programme Name	2019/2020	2020/2021	2021/2022
Higher Diploma in Environmental Health	29	45	45
Higher Diploma in General Nursing	108	96	95
Post Basic Diploma in Psychiatric Mental Health	34	34	38
Total	171	175	178

Table E3.20: Kanye Seventh Day School of Nursing

Programme Name	2019/2020	2020/2021	2021/2022
Higher Diploma in General Nursing	172	99	185
Post Basic Diploma in Family Nurse Practitioner	22	22	
Post Basic Diploma in Midwifery	30		
Total	224	121	185

Table E3.21: Institute of Health Sciences-Serowe

Programme Name	2019/2020	2020/2021	2021/2022
Higher Diploma in General Nursing	131	125	81
Higher Diploma in Health Education	37	37	23
Total	168	162	104

Table E3.22: Oodi College of Arts and Technology

Programme Name	2019/2020	2020/2021	2021/2022
Certificate in Applied Laboratory Science	48	44	8
Certificate in Furniture Design & Manufacturing	17	22	33
Certificate in Jewellery Design & Manufacturing	30	21	13
Certificate in Sports Recreation & Leisure	41	45	27
Advanced Certificate in Multimedia	36	22	23
Diploma in Multimedia	21	29	16
Diploma in Network Technician	23	31	21
Total	206	214	141

Table E3.23: Roads Training Centre

Programme Name	2019/2020	2020/2021	2021/2022
Roads Technician Certificate	0	X	x
Highway Engineering Technician Diploma	27	X	x
Total	27	X	x

Table E3.24: University of Botswana

Programme Name	2019/2020	2020/2021	2021/2022
Diploma in Accounting & Business Studies	478	596	612
Diploma in Adult Education	9	6	3
Diploma in Archives & Records Management	24	32	24
Diploma in Defence & Strategic Studies	35	31	1
Diploma in Library & Information Studies	12	12	4
Diploma in Lifelong Learning & Community Development			14
Diploma in Mining Engineering	1		
Diploma in Non-Governmental Organisation Management	2	5	3
Diploma in Population Studies	8	9	6
Diploma in Social Work	22	55	86
Diploma in Statistics	30	29	31
Bachelor of Accountancy	423	505	547
Bachelor of Architecture	98	101	116
Bachelor of Arts (Chinese Studies)	36	36	33
Bachelor of Arts (Criminal Justice)	141	190	278
Bachelor of Arts (Economics)	43	39	44
Bachelor of Arts (Environmental Science)	11	7	1
Bachelor of Arts (Humanities)	163	147	167
Bachelor of Arts (Library & Information Management)	5	13	
Bachelor of Arts (Library & Information Studies)	32	19	14

Table E3.24: University of Botswana (Continued)

Programme Name	2019/2020	2020/2021	2021/2022
Bachelor of Arts (Media Studies)	76	51	33
Bachelor of Arts (Pastoral Studies)	3	11	5
Bachelor of Arts (Social Sciences)	1,278	1,444	1,537
Bachelor of Business Administration			103
Bachelor of Business Administration (Entrepreneurship & Enterprise)	155	150	140
Bachelor of Business Administration (International Business)	127	207	255
Bachelor of Business Administration (logistics & Supply Chain)	260	404	510
Bachelor of Business Administration (Management)	307	341	282
Bachelor of Business Administration (Marketing)	157	176	142
Bachelor of Business Administration (Tourism & Hospitality Management)	122	115	104
Bachelor of Design (Design & Technology)	53	67	67
Bachelor of Design (Industrial Design)	25	83	18
Bachelor of Digital Media			24
Bachelor of Education			3
Bachelor of Education (Adult)	56	28	18
Bachelor of Education (Art & Design)		9	37
Bachelor of Education (Business)	41	49	51
Bachelor of Education (Counselling)	197	148	120
Bachelor of Education (Early Childhood Management)	87	104	104
Bachelor of Education (Family & Consumer Sciences)	49	47	33
Bachelor of Education (Leadership Management)	20	17	59
Bachelor of Education (Music)		3	3
Bachelor of Education (Physical)	167	215	126
Bachelor of Education (Primary)	82	217	530
Bachelor of Education (Science)	641	721	760
Bachelor of Education (Secondary)	21	15	25
Bachelor of Education (Special)	152	114	140
Bachelor of Engineering			4
Bachelor of Engineering (Applied Geophysics)			3
Bachelor of Engineering (Civil Engineering)	173	141	206
Bachelor of Engineering (Computer Engineering)			2
Bachelor of Engineering (Electrical Engineering)	87	87	212
Bachelor of Engineering (Electrical & Electronic Engineering)	119	74	22
Bachelor of Engineering (Electronic Engineering)	37	44	109
Bachelor of Engineering (Industrial Engineering)	129	103	135
Bachelor of Engineering (Mechanical Engineering)	164	148	178
Bachelor of Engineering (Mineral Engineering)	38	27	13
Bachelor of Engineering (Mining Engineering)	37	27	18
Bachelor of Finance	309	377	570
Bachelor of Fine Arts (Theatre Arts)	25	20	20
Bachelor of Geomatics	92	91	94
Bachelor of Industrial Design	65	39	99
Bachelor of Information and Knowledge Management	142	170	169
Bachelor Information Systems (Business)	65	64	62
Bachelor Information Systems (Computer Information Systems)	46	56	46

Table E3.24: University of Botswana (Continued)

Programme Name	2019/2020	2020/2021	2021/2022
Bachelor Information Systems (Information Management)	60	43	28
Bachelor of Land Management	2	1	1
Bachelor of Laws	476	637	784
Bachelor of Library & Information Studies	35	13	1
Bachelor of Lifelong Learning & Community Development		17	19
Bachelor of Media Studies	143	155	175
Bachelor of Medicine/Surgery	290	315	361
Bachelor of Nursing Science (Completion)		2	28
Bachelor of Nursing Science (Generic)	261	303	430
Bachelor of Pharmacy	67	109	152
Bachelor of Portuguese Language		3	4
Bachelor of Psychology	16	22	23
Bachelor of Public Relations & Integral Communication			29
Bachelor of Real Estate	83	119	143
Bachelor of Science (Applied Geophysics)	32	34	61
Bachelor of Science (Biological Sciences)	88	80	94
Bachelor of Science (Chemistry)	33	51	82
Bachelor of Science (Computer Science)	166	213	247
Bachelor of Science (Computing with Finance)	204	248	337
Bachelor of Science (Environmental Health)	114	114	110
Bachelor of Science (Environmental Science)	5	16	
Bachelor of Science (General)	1,160	1,933	2,192
Bachelor of Science (Geology)	24	38	
Bachelor of Science (HistoTechnology/ Cytotechnology)	51	67	75
Bachelor of Science (Information Technology)	77	122	84
Bachelor of Science (Mathematics)	5	20	3
Bachelor of Science (Mathematics of Finance)		97	99
Bachelor of Science (Medical Laboratory Science)	156	151	97
Bachelor of Science (Physics)	17	22	
Bachelor of Science (Physics with Meteorology)	65	49	48
Bachelor of Science (Radiation & Health Physics)	55	64	217
Bachelor of Science (Real Estate)	33	14	7
Bachelor of Science (Science Education)			3
Bachelor of Science (Statistics)	15	17	
Bachelor of Science (Urban & Regional Planning)	119	127	
Bachelor of Social Work	319	346	347
Bachelor of Sport Science			64
Master (Professional) in Urban and Regional Planning	4	12	16
Master of Arts			9
Master of Arts (African Languages & Literature)	5	5	6
Master of Arts (Archives & Media Studies)			1
Master of Arts (Archives & Records Management)	62	64	38

Table E3.24: University of Botswana (Continued)

Programme Name	2019/2020	2020/2021	2021/2022
Master of Arts (Chinese Studies)			1
Master of Arts (Christian Technology)			1
Master of Arts (Counselling & Human Services)			1
Master of Arts (Criminal Justice)		1	2
Master of Arts (Defence & Strategic Studies)	65	87	1
Master of Arts (Demography)			1
Master of Arts (Development Studies)	14	22	27
Master of Arts (Economics)	46	48	76
Master of Arts (Economics & Sociology)			1
Master of Arts (Economics & Statistics)			1
Master of Arts (English)	6	8	3
Master of Arts (English Literature)			1
Master of Arts (French Studies)		7	4
Master of Arts (History)	2	6	5
Master of Arts (Humanities)		2	
Master of Arts (Language Education)			3
Master of Arts (Library and Information Studies)			1
Master of Arts (Media Studies)			1
Master of Arts (Media Studies & Communication)			22
Master of Arts (Political Science)		1	
Master of Arts (Population Studies)	21	18	6
Master of Arts (Psychology)			1
Master of Arts (Public Administration)		1	36
Master of Arts (Public Administration & Environmental Science)			5
Master of Arts (Religion & Philosophy)			1
Master of Arts (Social Studies)			6
Master of Arts (Sociology)		4	3
Master of Arts (Statistics)	9	13	6
Master of Arts (Theology & Religious Studies)	9	9	2
Master of Business Administration	166	187	131
Master of Business Admin (Business Information Systems)		1	
Master of Business Administration (Management)		1	
Master of Business Administration (Modular)		17	
Master of Business Administration (Tourism & Hospitality Mgt)			1
Master of Development Practice	9	8	4
Master of Education (Adult Education)	9	5	4
Master of Education (Archives and Records Management)			1
Master of Education (Business)			2
Master of Education (Communication Information System)			1
Master of Education (Counselling & Human Services)	50	67	31
Master of Education (Curriculum & Instruction)	9	1	17
Master of Education (Design & Technology Education)			1

Table E3.24: University of Botswana (Continued)

Programme Name	2019/2020	2020/2021	2021/2022
Master of Education (Early Childhood Education)	13	18	14
Master of Education (Educational leadership & Management)	23	31	14
Master of Education (Educational Technology)	1	13	7
Master of Education (Environmental Education)	1	1	1
Master of Education (Family & Consumer Sciences)	1	1	
Master of Education (Gender Education)	8	8	1
Master of Education (Guidance & Counselling)		3	18
Master of Education (Home Economics)			1
Master of Education (Information Management)			1
Master of Education (Language Education)	3	5	11
Master of Education (Mathematics Education)	10	10	3
Master of Education (Physical Education)		57	16
Master of Education (Primary Education)	2	7	4
Master of Education (Religious Education)	3	2	
Master of Education (Research & Evaluation)	45	55	21
Master of Education (Science Education)	3	8	10
Master of Education (Secondary Education)			3
Master of Education (Social Studies Education)	2	3	2
Master of Education (Special Education)		2	1
Master of Executive Entrepreneurship	47	44	80
Master of Laws	27	32	18
Master of Library & Information Studies	13	12	7
Master in Lifelong Learning & Community Development		6	9
Master of Medicine (Anaesthesia)	1	4	9
Master of Medicine (Anatomic Pathology)	7	3	8
Master of Medicine (Clinical Pathology)			4
Master of Medicine (Emergency Medicine)	8	9	8
Master of Medicine (Family Medicine)	27	25	25
Master of Medicine (General)	1		8
Master of Medicine (General Surgery)	2	2	2
Master of Medicine (Internal Medicine)	16	14	19
Master in Medicine (Obstetrics and Gynaecology)	4	4	8
Master of Medicine (Paediatrics & Adolescent Health)	23	26	22
Master of Medicine (Public Health Medicine)	16	16	17
Master in Medicine (Psychiatry)	5	5	10
Master of Nursing (Adult Health Nursing)	9	8	
Master of Nursing (Community Health Nursing)	19	23	
Master of Nursing (Family Nurse Practitioner)	12	14	
Master of Nursing Science (General)	1	1	48
Master of Nursing (Parent & Child Health Nursing)	13	13	
Master of Nursing (Psychiatric Mental Health Nursing)	6	6	

Table E3.24: University of Botswana (Continued)

Programme Name	2019/2020	2020/2021	2021/2022
Master in Politics & International Relations	31	41	34
Master of Project Management	36	47	32
Master of Public Administration		3	
Master of Public Administration (Environmental Resource Mgt)	1		2
Master of Public Administration (Human Resource Management)	40	39	18
Master of Public Administration (Local Government Management)	1		
Master of Public Administration (Public Financial Management)	5		3
Master of Public Administration (Public Policy & Administration)	9	19	4
Master of Research and Public Policy	45	47	53
Master of Science (Applied Geophysics)		1	4
Master of Science (Applied Microbiology)	6	2	
Master of Science (Applied Mathematics)		1	7
Master of Science (Biological Science)			3
Master of Science (Chemistry)	21	23	13
Master of Science (Chemistry & Physics)			1
Master of Science (Civil Engineering)	26	41	19
Master of Science (Computer Information Systems)	9	18	10
Master of Science (Computer Science)	15	16	8
Master of Science (Computing with Finance)			2
Master of Science (Electrical & Electronic Engineering)	20	26	2
Master of Science (Environmental Policy)			5
Master of Science (Environmental Resource Management)			2
Master of Science (Environmental Science)	47	62	15
Master of Science (General)	1		8
Master of Science (Geology)			5
Master of Science (Geo Spatial Science)			1
Master of Science (Hydrogeology)	6	16	7
Master of Science (Instrumentation)			2
Master of Science (Mathematics)	3	17	4
Master of Science (Mechanical Engineering)	3	5	4
Master of Science (Natural Resource Management)			1
Master of Science (Physics)	6	10	9
Master of Science (Physics & Biology)			1
Master of Social Work (General)	2	13	8
Master of Social Work (Clinical Social Work)	19	18	23
Master of Social Work (Counselling & Human Services)			2
Master of Social Work (Social Policy & Administration)	9	14	4
Master of Social Work (Youth & Community Practice)	4	9	4
Master of Philosophy			4
Master of Philosophy (Adult Education)	3	6	3
Master of Philosophy (African Language & Literature)	2	2	1

Table E3.24: University of Botswana (Continued)

Programme Name	2019/2020	2020/2021	2021/2022
Master of Philosophy (Biological Sciences)	6	9	2
Master of Philosophy (Biomedical Sciences)		1	2
Master of Philosophy (Business)	9	9	9
Master of Philosophy (Chemistry)	1		3
Master of Philosophy (Chinese Studies)			1
Master of Philosophy (Computer Information System)	2	2	2
Master of Philosophy (Computer Science)	1	2	3
Master of Philosophy (Counselling & Human services)	2		1
Master of Philosophy (Curriculum & Instruction)	3	2	1
Master of Philosophy (Cytotechnology and Histotechnology)			2
Master of Philosophy (Defence and Strategic Studies)			2
Master of Philosophy (Design)	1	1	1
Master of Philosophy (Development Studies)			3
Master of Philosophy (Early Childhood)	4	3	
Master of Philosophy (Economics)		2	1
Master of Philosophy (Educational Management)	6	2	
Master of Philosophy (Educational Technology)	2		1
Master of Philosophy (Engineering)	2	1	3
Master of Philosophy (English)			2
Master of Philosophy (Electrical & Electronics)		1	
Master of Philosophy (Environmental Education)			2
Master of Philosophy (Environmental Science)	3	3	5
Master of Philosophy (Exercise Science)	1		
Master of Philosophy (Food & Nutrition)	1		
Master of Philosophy (History Education)	1	1	2
Master of Philosophy (Home Economics)	1	1	
Master of Philosophy (Human Resource Management)		1	1
Master of Philosophy (Geology)	3	2	1
Master of Philosophy (Language Education)	1		1
Master of Philosophy (Library & Information Studies)	2	3	1
Master of Philosophy (Lifelong Learning & Community Development)	2		
Master of Philosophy (Mathematics Education)	2	2	
Master of Philosophy (Measurement & Evaluation)	1	1	
Master of Philosophy (Mechanical Engineering)			1
Master of Philosophy (Medical sciences)	6	3	1
Master of Philosophy (Natural Resource Management)	2	4	5
Master of Philosophy (Physical Education & Coaching)		1	1
Master of Philosophy (Physics)	2		1
Master of Philosophy (Political Science)		2	1
Master of Philosophy (Population Studies)			

Table E3.24: University of Botswana (Continued)

Programme Name	2019/2020	2020/2021	2021/2022
Master of Philosophy (Project Management)	2	2	1
Master of Philosophy (Public Administration)	7	4	6
Master of Philosophy (Religious Education)	1		1
Master of Philosophy (Research & Evaluation)	5	4	5
Master of Philosophy (Science Education)	1		1
Master of Philosophy (Social Work)	1	2	1
Master of Philosophy (Sociology)	4	3	2
Master of Philosophy (Special Education)		2	
Master of Philosophy (Sports Psychology)	1	1	1
Master of Philosophy (Statistics)	1	1	
Master of Philosophy (Textile & Clothing)	1		
Master of Philosophy (Theology & Religious Education)	2	2	1
Master of Philosophy (Tourism & Hospitality Management)			1
Doctor of Philosophy (Adult Education)	2	2	
Doctor of Philosophy (African Language & Literature)	1	1	1
Doctor of Philosophy (Applied Geophysics)			1
Doctor of Philosophy (Applied Mathematics)			4
Doctor of Philosophy (Biological sciences)	8	14	1
Doctor of Philosophy (Business)	4	2	2
Doctor of Philosophy (Built Environment)		1	
Doctor of Philosophy (Chemistry)	2	4	3
Doctor of Philosophy (Counselling and Human Services)	1	3	1
Doctor of Philosophy (Curriculum & Instruction)	1		
Doctor of Philosophy (Development Studies)			1
Doctor of Philosophy (Economics)	1		1
Doctor of Philosophy (Education Management)		4	
Doctor of Philosophy (Engineering)	5	2	2
Doctor of Philosophy (English)	2	3	1
Doctor of Philosophy (Environmental Education)			1
Doctor of Philosophy (Environmental Science)	5	3	
Doctor of Philosophy (Food & Nutrition)		1	
Doctor of Philosophy (Geography Education)	1	1	
Doctor of Philosophy (Geology)		1	
Doctor of Philosophy (History)		1	1
Doctor of Philosophy (Home Economics)			1
Doctor of Philosophy (Human Resource Management)			3
Doctor of Philosophy (Humanities)			1
Doctor of Philosophy (Language Education)	1	1	
Doctor of Philosophy (Library and information Studies)	1	1	1
Doctor of Philosophy (Mathematics)	7	8	6
Doctor of Philosophy (Medical Sciences)	4	4	5
Doctor of Philosophy (Natural Resource Management)	1	2	6
Doctor of Philosophy (Physical Education & Coaching)	1	1	1
Doctor of Philosophy (Physics)	1	3	3
Doctor of Philosophy (Political Science)		1	1

Table E3.24: University of Botswana (Continued)

Programme Name	2019/2020	2020/2021	2021/2022
Doctor of Philosophy (Population Studies)		4	1
Doctor of Philosophy (Primary Education)			1
Doctor of Philosophy (Public Administration)		2	1
Doctor of Philosophy (Research & Evaluation)		1	2
Doctor of Philosophy (Social Studies Education)	1	1	
Doctor of Philosophy (Social Work)	1		
Doctor of Philosophy (Sociology)	1		
Doctor of Philosophy (Special Education)	1	1	2
Doctor of Philosophy (Statistics)	2	4	
Doctor of Philosophy (Textile & Clothing)			1
Doctor of Philosophy (Theology & Religious Studies)	3	6	
Post Graduate Diploma in Education	176	58	70
Post Graduate Diploma in Guidance & Counselling	1		
Post Graduate Diploma in Statistics	1	2	
Non Degree purpose/Short Course	21		5
Total	13,039	15,404	16,972

Annexure 4

Graduates by Programme-Brigades Institutions (ISCED Level 4)

Table G1.1: Barolong Vocational Centre

Programme Name	2021			2022		
	Fem	Mal	Tot	Fem	Mal	Tot
Crop Farming Trade Test C				2	18	20
Dressmaking Trade Test C				23	4	27
Dressmaking Trade Test B	21	1	22			
Dressmaking NCC	21		21			
Livestock Farming Trade Test C				3	27	30
Certificate in Accounting & Business Studies				2	1	3
Certificate in Computer Studies				1		1
Total	42	1	43	31	50	81

Table G1.2: Bobonong Brigades Centre

Programme Name	2021			2022		
	Fem	Mal	Tot	Fem	Mal	Tot
Bricklaying & Plastering, Trade Test B	2	10	12	2	10	12
Certificate in Computer Studies	3	2	5	3	2	5
Total	5	12	17	5	12	17

Table G1.3: Boteti Brigades Centre

Programme Name	2021			2022		
	Fem	Mal	Tot	Fem	Mal	Tot
NCC in Borehole Mechanics	1	11	12	1	11	12
Total	1	11	12	1	11	12

Table G1.4: Chobe Brigades Centre

Programme Name	2021			2022		
	Fem	Mal	Tot	Fem	Mal	Tot
Auto Mechanics Trade Test C				3	9	12
Auto Mechanics Trade Test B	1	4	5	2	15	17
Bricklaying & Plastering Trade Test C				2	2	4
Bricklaying & Plastering Trade Test B				2	3	5
Carpentry & Joinery Trade Test C				10		10
Total	1	4	5	19	29	48

Table G1.5: Ghanzi Brigades Centre

Programme Name	2021			2022		
	Fem	Mal	Tot	Fem	Mal	Tot
Auto Mechanics Trade Test C				1	23	24
Bricklaying & Plastering Trade Test C				8	12	20
Electrical Installations & Maintenance Trade Test B	2	15	17	9	28	37
Certificate in Computer Studies		1	1			
Total	2	16	18	18	63	81

Table G1.6: Gweta Brigades Centre

Programme Name	2021			2022		
	Fem	Mal	Tot	Fem	Mal	Tot
Auto Mechanics Trade Test C				1	23	24
Auto Mechanics Trade Test B				8	12	20
Bricklaying & Plastering Trade Test C	2	15	17	9	28	37
Bricklaying & Plastering Trade Test B		1	1			
Carpentry & Joinery Trade Test C					11	11
Total	4	17	21	9	38	47

Table G1.7: Kang Brigades Centre

Programme Name	2021			2022		
	Fem	Mal	Tot	Fem	Mal	Tot
Auto Mechanics C				2	41	43
Auto Mechanics Trade Test B	2	11	13	2	11	13
Auto Mechanics NCC	2	23	25	3	23	26
Bricklaying and Plastering C				1	8	9
Bricklaying & Plastering Trade Test B		10	10		10	10
Carpentry & Joinery Trade Test C				9	21	30
Carpentry & Joinery NCC		3	3		3	3
Welding & Fabrication Trade Test C				8	24	32
Welding & Fabrication Trade Test B	2	11	13	2	11	13
Total	6	58	64	27	152	179

Table G1.8: Kanye Brigades Centre

Programme Name	2021			2022		
	Fem	Mal	Tot	Fem	Mal	Tot
Auto Mechanics Trade C	2	13	15	1	10	11
Electrical & Appliances Trade C	5	16	21	1	11	12
Refrigeration & Air Conditioning Trade C	1	15	16	5	9	14
Total	8	44	52	7	30	37

Table G1.9: Kgalagadi Brigades Centre

Programme Name	2021			2022		
	Fem	Mal	Tot	Fem	Mal	Tot
Certificate in Accounting and Business Studies	9	5	14	9	3	12
Total	9	5	14	9	3	12

Table G1.10: Kgatleng Brigades Centre

Programme Name	2021			2022		
	Fem	Mal	Tot	Fem	Mal	Tot
Bricklaying and Plastering Trade C	1	9	10	6	7	13
Carpentry and Joinery Trade C	1	3	4	2	10	12
Electrical Installation Trade C	2	7	9	22	59	81
Plumbing and Pipe Fitting Trade C	3	10	13	23	50	73
Welding and Fabrication Trade C	1	8	9	6	34	40
Total	8	37	45	59	160	219

Table G1.11: Kweneng Bophirina Brigades Centre

Programme Name	2021			2022		
	Fem	Mal	Tot	Fem	Mal	Tot
Auto Mechanics Trade Test C				3	43	46
Total				3	43	46

Table G1.12: Kweneng Rural Development Association

Programme Name	2021			2022		
	Fem	Mal	Tot	Fem	Mal	Tot
Auto Mechanics Trade Test C				4	15	19
Bricklaying & Plastering Trade Test C	1	1	2		8	8
Bricklaying & Plastering NCC				1	1	2
Carpentry & Joinery Trade Test C				7	11	18
Panel Beating & Spray Painting Trade Test C				2	4	16
Total	1	1	2	14	49	63

Table G1.13: Lobatse Brigades Centre

Programme Name	2021			2022		
	Fem	Mal	Tot	Fem	Mal	Tot
Bricklaying & Plastering Trade Test C					11	11
Bricklaying & Plastering Trade Test B	2	8	10			
Carpentry & Joinery Trade Test B		2	2			
Carpentry & Joinery Trade Test C Practical	1	8	9	9	17	26
Plumbing & Pipefitting Trade Test C				12	20	32
Plumbing & Pipefitting Trade Test B	2	10	12			
Welding & Fabrication Trade Test C				6	23	29
Welding & Fabrication Trade Test B	5	12	17			
Total	10	40	50	27	71	98

Table G1.14: Madiba Brigades Centre- No Graduates for 2022.**Table G1.15: Mahalapye Brigades Centre**

Programme Name	2021			2022		
	Fem	Mal	Tot	Fem	Mal	Tot
Dress Making Trade Test C				33	3	36
Dress Making Trade Test B	15	2	17			
Total	15	2	17	33	3	36

Table G1.16: Marapong Brigades Centre

Programme Name	2021			2022		
	Fem	Mal	Tot	Fem	Mal	Tot
Dressmaking Trade Test C				15	2	17
Dressmaking Trade Test B	5	2	7			
Certificate in Accounting & Business Studies II	4	3	7			
National Certificate in Secretarial Studies				3	4	7
Total	9	5	14	18	6	24

Table G1.17: Marobela Brigades Centre

Programme Name	2021			2022		
	Fem	Mal	Tot	Fem	Mal	Tot
Auto Mechanics Trade Test C				5	27	32
Cabinet Making Trade Test C		1	1			
Carpentry & Joinery Trade Test C				1	13	14
Carpentry & Joinery Trade Test B	2	2	4			
Total	2	3	5	6	40	46

Table G1.18: Moseitse Brigades Centre

Programme Name	2021			2022		
	Fem	Mal	Tot	Fem	Mal	Tot
Auto Mechanics Trade Test C	2	10	12	2	10	12
Total	2	10	12	2	10	12

Table G1.19: Moshupa Brigades Centre

Programme Name	2021			2022		
	Fem	Mal	Tot	Fem	Mal	Tot
Bricklaying & Plastering Trade Test C				6	17	23
Bricklaying & Plastering Trade Test B	11	10	21	5	12	17
Dressmaking Trade Test B				24	2	26
Total	11	10	21	35	31	66

Table G1.20: Matsheng Brigades Centre

Programme Name	2021			2022		
	Fem	Mal	Tot	Fem	Mal	Tot
Auto Mechanics Trade Test C				6	40	46
Bricklaying and Plastering Trade Test C				6	5	5
Total				6	45	51

Table G1.21: Ngethu Brigades Centre

Programme Name	2021			2022		
	Fem	Mal	Tot	Fem	Mal	Tot
Welding & Fabrication Trade Test C				3	15	18
Welding & Fabrication Trade Test B	3	16	19	3	16	19
Certificate in Accounting and Business Studies II	16	4	20	16	4	20
Total	19	20	39	22	35	57

Table G1.22: Nswazwi Brigades Centre

Programme Name	2021			2022		
	Fem	Mal	Tot	Fem	Mal	Tot
Carpentry & Joinery Trade Test C				1	6	7
Painting & Decorating Trade Test C				7	8	15
Architectural Draughting - NCC	3	7	10			
Total	3	7	10	8	14	22

Table G1.23: Okavango Brigades Centre

Programme Name	2021			2022		
	Fem	Mal	Tot	Fem	Mal	Tot
Auto Mechanics Trade Test C				3	20	23
Auto Mechanics Trade Test B				1	6	7
Bricklaying & Plastering Trade Test C				2	24	26
Carpentry & Joinery Trade Test C				3	14	17
Total				9	64	73

Table G1.24: Serowe Brigades Centre.

Programme Name	2021			2022		
	Fem	Mal	Tot	Fem	Mal	Tot
Auto mechanics Trade C	3	12	15	3	17	20
Bricklaying & Plastering Trade Test C					8	8
Carpentry & Joinery Trade Test C				8	6	14
Forestry Trade Test C				9	1	10
Livestock Farming Trade Test C				11		11
Machine Fitting Trade Test C				6	5	11
Welding & Fabrication Trade C	3	16	19	4	14	18
Total	6	28	34	41	51	92

Table G1.25: Shashe Brigades Centre

Programme Name	2021			2022		
	Fem	Mal	Tot	Fem	Mal	Tot
Bricklaying & Plastering Trade Test C				4	12	16
Bricklaying & Plastering Trade Test B	5	10	15			
Carpentry & Joinery Trade Test C				6	15	21
Carpentry & Joinery Trade Test B	1	5	6			
Welding & Fabrication Trade Test C				2	28	30
Welding & Fabrication Trade Test B	1	21	22			
Total	7	36	43	12	55	67

Table G1.26: Shoshong Brigades Centre

Programme Name	2021			2022		
	Fem	Mal	Tot	Fem	Mal	Tot
Bricklaying & Plastering Trade Test C					2	2
Crop Faming Trade Test C	17	8	25			
Total	17	8	25		2	2

Table G1.27: Tlokweng Brigades Centre

Programme Name	2021			2022		
	Fem	Mal	Tot	Fem	Mal	Tot
Carpentry & Joinery Trade C				2	12	14
Carpentry & Joinery Trade B	2	8	12			
Dressmaking Trade Test C				42	4	46
Dressmaking Trade Test B	13	2	15			
National Certificate in Computer Studies				5	2	7
Welding & Fabrication Trade Test B	1	21	22			
Total	15	10	25	49	18	67

Table G1.28: Tshwaragano Brigades Centre

Programme Name	2021			2022		
	Fem	Mal	Tot	Fem	Mal	Tot
Crop Farming Trade Test C				8		8
Crop Farming Trade Test B	6	3	9			
Dress Making Trade Test C				27	3	30
National Certificate in Secretarial Studies	5	2	7			
Total	11	5	16	35	3	38

Table G1.29: Tswapong-Bokone Brigades Centre

Programme Name	2021			2022		
	Fem	Mal	Tot	Fem	Mal	Tot
Bricklaying & Plastering Trade Test C		11	11	7	16	2
Bricklaying & Plastering Trade Test B				1	11	12
Carpentry & Joinery Trade Test C				11	10	21
Carpentry & Joinery Trade Test B	2	9	11	1	9	10
Certificate in Computer Studies	1	5	6			
National Certificate in Secretarial Studies	3		3	4	2	6
Total	6	25	31	24	48	72

Table G1.30: Tswelelopele Brigades Centre

Programme Name	2021			2022		
	Fem	Mal	Tot	Fem	Mal	Tot
Architectural Draughting NCC	4	6	10			
Auto Mechanics Trade Test C				4	36	40
Auto Mechanics Trade Test B	8	4	12			
Auto Mechanics, National Craft Certificate	4	16	20			
Bricklaying & Plastering Trade Test C				1	4	5
Bricklaying & Plastering National Craft Certificate	2	27	29			
Carpentry & Joinery Trade Test C				6	5	11
Carpentry & Joinery, National Craft Certificate	2	29	31			
Total	20	82	102	11	45	56

Table G1.31: Tutume Brigades Centre

Programme Name	2021			2022		
	Fem	Mal	Tot	Fem	Mal	Tot
Auto Mechanics Trade Test C					11	11
Auto Mechanics Trade Test B	3	14	17	5	7	12
Bricklaying & Plastering Trade Test C				3	6	9
Bricklaying and Plastering Trade Test B		6	6			
Certificate in Accounting and Business Studies	2	1	3			
National Certificate in Secretarial Studies	3		3	4	2	6
Total	5	21	26	8	24	32

Table G1.32: Zwenshambe Brigades Centre

Programme Name	2021			2022		
	Fem	Mal	Tot	Fem	Mal	Tot
Auto Mechanics Trade B	3	5	8			
Bricklaying & Plastering Trade C	3	11	14	3	9	12
Carpentry & Joinery Trade C	3	14	17			
Total	9	30	39	3	9	12

Annexure 5

Graduates by Programme-Vocational Training Centres (ISCED 4)

Table G1.33: Jwaneng Technical College

Programme Name	2021			2022		
	Fem	Mal	Tot	Fem	Mal	Tot
Bricklaying & Plastering Trade Test C					6	6
Bricklaying & Plastering NCC	2	1	3			
Carpentry & Joinery Trade Test C				11	19	30
Electrical Installation Trade Test C				6	29	35
Electrical Installation NCC	9	20	29			
Painting & Decoration Trade Test C				9	14	23
Certificate in Accounts & Business Studies	2	1	3			
Total	13	22	35	26	68	94

Table G1.34: Maun Technical College

Programme Name	2021			2022		
	Fem	Mal	Tot	Fem	Mal	Tot
Auto Electrical Trade Test C	1	9	10	4	21	25
Auto Mechanics Trade Test C					11	11
Bricklaying & Plastering Trade Test C	1	1	2	1	5	6
Carpentry & Joinery Trade Test C				5	17	22
Dressmaking Trade Test C				37		37
Electrical Installation Trade Test C				13	34	47
Maintenance Fitting Trade Test C		5	5	3	19	22
Painting & Decoration Trade Test C				3	2	5
Panel Beating and Spray Painting Trade Test C					12	12
Plumbing & Pipe Fitting Trade Test C				7	20	27
Welding and Fabrication Trade Test C				1	20	21
Total	2	15	17	74	151	235

Table G1.35: Palapye Technical College

Programme Name	2021			2022		
	Fem	Mal	Tot	Fem	Mal	Tot
Electrical Installation Trade Test C				9	24	33
Electrical Installation NCC	8	23	31			
Machine Fitting Trade Test C				5	15	20
Machine Fitting NCC	3	14	17			
Painting & Decoration Trade Test C				11	11	22
Painting & Decoration Trade Test B	12	11	25			
Plumbing & Pipe Fitting Trade Test C				7	3	10
Plumbing & Pipe Fitting NCC	8	4	12			
Welding and Fabrications Trade Test C				1	7	8
Welding & Fabrications NCC	2	10	12			
Total	33	62	95	33	60	93

Table G1.36: Selebi-Phikwe Technical College

Programme Name	2021			2022		
	Fem	Mal	Tot	Fem	Mal	Tot
Bricklaying & Plastering Trade Test C				3	6	9
Dressmaking Trade Test C	17	1	18	5	1	6
Dressmaking NCC				12		12
Electrical Installation and Maintenance Trade Test C				9	21	30
Electronics Trade Test C				13	16	29
Furniture & Cabinet Making Trade Test C				8	10	18
Painting & Decorating Trade Test B					2	2
Plumbing and Pipe fitting Trade Test C				8	5	13
Welding Trade test C				3	13	16
National Certificate in Secretarial Studies				10	6	16
Total	17	1	18	71	80	151

Annexure 6

Graduates by Programme-Private Institutions

Table G2.1: ABM University College

Programme Name	2019	2020	2021
Certificate in Electrical & Electronic Engineering			14
Certificate in Human Resource Management			1
Certificate in Marketing Management		1	
Certificate in Secretarial Studies		1	4
Certificate in Tourism & Hospitality Management		1	
Advanced Diploma in Business Management		3	1
Advanced Diploma in Human Resource Development		3	2
Advanced Diploma in Secretarial Studies		1	1
Advanced Diploma in Tourism & Hospitality Management		1	
Diploma in Electrical & Electronic Engineering	3		13
Diploma in Financial Management	1	5	3
Diploma in Human Resource Development	1		
Diploma in Marketing Management			1
Diploma in Secretarial Studies	31	40	35
Bachelor of Arts (Hons) in Financial Management	4	23	28
Bachelor of Arts (Hons) Marketing Management	12		15
Bachelor of Arts (Hons) in Tourism Management	24		34
Total	76	79	152

Table G2.2: Arthur Portland College

Programme Name	2019	2020	2021
Association of Certified Chartered Accountants	3	3	1
Chartered Institute of Management Accountants (CIMA)	2	2	1
Total	5	5	2

Table G2.3: Assembly Bible College

Programme Name	2019	2020	2021
Diploma in Aircraft Maintenance Engineering-Airframe & Power Plant	8	32	0
Degree in Biblical Theology & Ministry	10	5	9
Total	53	18	15

Table G2.4: Aviation Academy Flying Mission

Programme Name	2019	2020	2021
Diploma in Aircraft Maintenance Engineering-Airframe & Power Plant	8	32	0
Total	8	32	0

Table G2.5: Awil College

Programme Name	2019	2020	2021
Bachelor of Arts in Live Performance	25	8	6
Bachelor of Arts (Honours) in Motion Picture Medium	138	60	52
Total	163	68	58

Table G2.6: Ba Isago University

Programme Name	2019	2020	2021
Association of Chartered Certified Accountants			18
Foundation in Accountancy		2	
Certificate in Business Management	8	23	39
Certificate in Court Administration		7	5
Certificate in Entrepreneurship			7
Certificate in Law		4	21
Certificate in Real Estate	8	17	40
Diploma in Accounting		2	3
Diploma in Court Administration	2	5	5
Diploma in Insurance	3	1	1
Diploma in Law	2	1	1
Diploma in Marketing	2	4	4
Diploma in Occupational health and Safety Management	25	34	29
National Diploma in Real Estate	6	18	33
Diploma in Transport Management & Logistics	2	5	6
Bachelor of Arts in Law & Public Administration	2	11	14
Bachelor of Commerce in Accounting	5	36	45
Bachelor of Commerce in Banking & Finance	9	12	12
Bachelor of Commerce (Economics)			45
Bachelor of Commerce (Entrepreneurship)			31
Bachelor of Commerce Human Resource Management	3	3	5
Bachelor of Commerce (Marketing management)	1		3
Bachelor of Commerce (Real Estate)	6	1	125
Bachelor of Commerce Risk Management	3	7	14
Bachelor of Commerce (Hons) Risk Management & Insurance	25	25	25
Bachelor of Commerce (Transport Management & Logistics)		1	98
Bachelor of Education Early Childhood Management	1	1	53
Bachelor of Science Quantity Surveying	33	46	102
Total	146	266	794

Table G2.7: Boitekanelo Training College

Programme Name	2019	2020	2021
Certificate in Dental Surgery Assisting			12
Certificate in Emergency Medical Care		27	11
Certificate in Healthcare Assistance		22	40
Diploma in Counselling	2		
Diploma in Emergency Medical Care	28	23	17
Diploma in Health Care Management	1	4	1
Diploma in Health Promotion & Education		2	1
Diploma in Occupational Health & Safety	14	6	8
Higher National Diploma in Pharmacy Technology	36	34	34
Higher National Diploma in Clinical Technology	24	15	18
Bachelor of Arts (Counselling)	72	41	40
Bachelor of Arts Health Care Service Management	66	38	114
Bachelor of Science Emergency Medical Care	2	5	14
Bachelor of Science Health Promotion & Education	74	39	107
Bachelor of Science Nutrition and Dietetics			10
Bachelor of Science Occupational Health & Safety	144	61	151
Total	463	317	578

Table G2.8: Bosa Bosele Training Institute

Programme Name	2019	2020	2021
Certificate in Early Childhood Education	49	30	85
Certificate in Insurance Proficiency	1	2	2
Certificate in Security Risk & Loss Control	2		
Certificate in Social Work	8	2	11
Advanced Diploma in Early Childhood		37	2
Diploma in Social Work		18	14
Total	60	89	114

Table G2.9: Botswana Institute of Bankers

Programme Name	2019	2020	2021
Certificate in Banking	39	50	45
Associate Diploma in Banking	60	32	14
Total	99	82	59

Table G2.10: Botho University

Programme Name	2019	2020	2021
AAT - Level 4 - Professional Diploma in Accounting			1
Certificate Level 3 in Web Designing			2
Bachelor of Education (Hons) Primary Education	2	1	4
Bachelor of Engineering in Computer Engineering		4	11
Bachelor of Engineering in Electrical Engineering		23	41
Bachelor of Science (Hons) Accounting	56	79	45
Bachelor of Science (Hons) Business Management	23	10	43
Bachelor of Science (Hons) Computing		34	39
Bachelor of Science (Hons) Finance	40	60	33
Bachelor of Science (Hons) Health Information Management	131	141	93
Bachelor of Science (Hons) Hospitality Management	20	50	23
Bachelor of Science (Hons) Jewellery Management & Design	8	48	5
Bachelor of Science (Hons) Mobile Computing	15	23	8
Bachelor of Science (Hons) in Multi Media Systems	9	15	11
Bachelor of Science (Hons) Network Security Computer Forensics	60	60	10
Bachelor of Science in Sports Management			1
Post Graduate Diploma in Higher Education	3		28
Professional Development Programmes-Attendance			94
Master of Business Administration		3	9
Masters of Education in Higher Education		3	
Master of Science Computer Systems Management	4	10	21
Total	415	564	522

Table G2.11: DDT College of Medicine

Programme Name	2019	2020	2021
Bachelor of Doctor Assistance		31	25
Bachelor of Medical Laboratory Science		62	33
Bachelor of Pharmacy		55	29
Bachelor of Physiotherapy		28	28
Total		179	115

Table G2.12: Gaborone Institute of Professional Studies

Programme Name	2019	2020	2021
AAT Diploma in Accounting	7	1	
Advanced Diploma in Automotive Electrical Engineering	17	13	13
Advanced Diploma in Business Skills	2		
Advanced Diploma in Computing NCC	7	1	
Advanced Diploma in Diesel Plant Engineering	24	23	35
Advanced Diploma Motor Vehicle Body Repair and Refinishing		5	3
Bachelor of Accounting and Finance	20	11	4
Bachelor of Arts in Public Administration			4
Bachelor of Business Administration-Business Management	6	2	3
Bachelor of Business Administration-Marketing Management			1
Bachelor of Business Administration -Strategic Management	1	26	20
Bachelor of Business Administration Travel & Tourism Management	89	1	
Bachelor of Commerce (Banking & Finance)	30	43	10
Bachelor of Commerce (Entrepreneurship)	29	7	2
Bachelor of Commerce Logistics & Supply Chain Management		19	13
Bachelor of Commerce Purchasing & Supply Chain Management		26	15
Bachelor of Science Computer Science		1	
Bachelor of Science Forensic Accounting & Finance			4
Bachelor of Science Information Technology	4	1	
Total	236	180	127

Table G2.13: Gaborone Universal College of Law

Programme Name	2019	2020	2021
Diploma in Early Childhood Education		5	16
Diploma in Events Management		1	
Diploma in Court Administration		4	1
Diploma in Law		21	158
Diploma in Motor Vehicle Engineering			17
Diploma in Public Health	12		
Diploma in Water and Environmental Engineering		2	
Advanced Diploma in Criminology		4	
Bachelor of Arts in Public Health	45	98	116
Bachelor of Business Administration Entrepreneurship		5	
Bachelor of Business Administration Occupational Health & Safety	100	92	81
Bachelor of Commerce (Hons) Purchasing & Supply Chain Management	16	24	29
Bachelor of Commerce (Hons) Travel & Tourism	4	4	2
Bachelor of Education Early Childhood Education	36	37	62
Bachelor of Technology in Construction Engineering	13	12	115
Chartered Institute of Procurement & Supply		3	
Total	226	312	597

Table G2.14: Imperial School of Business and Science

Programme Name	2019	2020	2021
Association of Accounting Technicians (AAT)		15	1
Association of Certified Chartered Accountants (ACCA)		4	
Bachelor of Business Administration (Entrepreneurship)	6	11	10
Bachelor of Business Administration (Travel Tourism & Hospitality)	10	25	10
Bachelor of Commerce in Finance and Banking	22	44	22
Total	38	99	43

Table G2.15: Kgolagano College

Programme Name	2019	2020	2021
Preachers Award	42		
Certificate of Competence in Preaching			7
Certificate in Human Development & Rehabilitation			1
Certificate in Theology	4	3	2
Certificate in Value Based Leadership	23		
Diploma in Theology	10	14	4
Bachelor of Arts in Theology	7	4	14
Music Theory and Practical			1
Total	86	21	29

Table G2.16: Limkokwing University of Creative Technology

Programme Name	2019	2020	2021
Preachers Award	42		
Certificate of Competence in Preaching			7
Certificate in Human Development & Rehabilitation			1
Certificate in Theology	4	3	2
Certificate in Value Based Leadership	23		
Diploma in Theology	10	14	4
Bachelor of Arts in Theology	7	4	14
Music Theory and Practical			1
Certificate in Architectural Technology	55	1	
Certificate in Broadcasting Radio & Television	16		
Certificate in Digital Video	12		
Certificate in Events Management	28		
Certificate in Fashion & Textile Design	7		
Certificate in Graphic Design	42		
Certificate in Hospitality Management	28	9	
Certificate in Interior Design	36		
Certificate in Merchandising and Retailing	27		
Certificate in Music Design	17		
Certificate in Product Design	17		

Table G2.16: Limkokwing University of Creative Technology (Continued)

Programme Name	2019	2020	2021
Certificate in Retail and Marketing Management	7		
Certificate in Tourism Management	34		
Diploma in Architectural Technology	62	3	3
Diploma in Broadcasting Radio & Television	147		
Diploma in Digital Video	140	1	
Diploma in Events Management	158	2	
Diploma in Fashion & Textile Design	119		
Diploma in Graphic Design	76		
Diploma in Hospitality Management	135		
Diploma in Interior Design	59		
Diploma in Merchandising and Retailing	96	1	
Diploma in Music Design	96	3	
Diploma in Product Design	101	3	
Diploma in Retail and Marketing Management	153		
Diploma in Tourism Management	140	4	
Associate Degree in Advertising	6	3	
Associate Degree in Architectural Technology	24	42	58
Associate Degree Broadcasting (Television & Radio)	22	1	1
Associate Degree in Business Information Systems	4	5	5
Associate Degree in Business Management	6	7	3
Associate Degree in Creative Multimedia	5	3	2
Associate Degree in Digital Photography	2		
Associate Degree in Event Management			2
Associate Degree in Fashion & Apparel Design	10	19	9
Associate Degree in Film & Television Production			1
Associate Degree in Graphic Design	3	1	5
Associate Degree in Hotel Management	2	1	
Associate Degree in Information Technology			1
Associate Degree in Interior Design	6	1	3
Associate Degree in Journalism & Media	9	3	5
Associate Degree in Marketing	7	1	
Associate Degree in Merchandising & Retailing	6		
Associate Degree in Packaging, Design and Technology	2		
Associate Degree in Public Relations	8	3	
Associate Degree in Retail Management	1	1	
Associate Degree in Software Engineering	2		
Associate Degree in Sound Technology	8	6	21
Associate Degree in Textile Design	17	2	74
Associate Degree in Tourism Management	9		
Associate Degree in Web design	1	2	1
Bachelor of Arts (Hons) Broadcasting & Journalism	113	94	139
Bachelor of Arts (Hons) Creative Multimedia	12	34	27

Table G2.16: Limkokwing University of Creative Technology (Continued)

Programme Name	2019	2020	2021
Bachelor of Arts (Hons) Interior Architecture	39	50	34
Bachelor of Arts (Hons) Digital Film & TV Production	28	32	123
Bachelor of Arts (Hons) Events Management	19	36	37
Bachelor of Arts (Hons) Industrial Design	22	19	107
Bachelor of Arts (Hons) Professional Communication	1		
Bachelor of Arts (Hons) Professional Design	11		
Bachelor of Business in Entrepreneurship	18	38	16
Bachelor of Business Hospitality Management		1	
Bachelor of Business (Hons) International Business	39	65	63
Bachelor of Business (Hons) Tourism Management	39	66	73
Bachelor of Design (Hons) Professional Design		38	229
Bachelor of Science (Hons) Electronic Commerce	19	1	1
Bachelor of Science (Hons) Information Technology	1		11
Bachelor of Science (Hons) Software Engineering Multimedia	24	5	36
Master of Communication		1	
Total	2,353	680	1,091

Table G2.17: Management College of Southern Africa

Programme Name	2019	2020	2021
Bachelor of Business Administration	28		
Bachelor Commerce Human Resource Management	6	2	1
Bachelor Commerce in Marketing	6		1
Bachelor Commerce in Supply Chain Management	3	7	8
Master of Business Administration		5	
Total	48	9	10

Table G2.18: Mega-Size College

Programme Name	2019	2020	2021
Diploma in Fleet Management	39	18	8
Professional Diploma in Procurement & Supply		6	
Bachelor of Science in Procurement & Supply			8
Total	39	24	16

Table G2.19: New Era College of Art, Science and Technology

Programme Name	2019	2020	2021
Certificate in Construction			19
Diploma in Accommodation, Operations & Services		9	4
Diploma in Electrical and Electronics Engineering			1
Advanced Diploma in Construction		10	
Diploma in Construction Industry			8
Advanced Diploma in Telecommunication Systems			14
Advanced Diploma in Construction Industry	41		
Bachelor of Engineering Telecommunication Systems		24	31
Bachelor of Engineering Electrical & Electronic Engineering		15	41
Total	41	68	118

Annexure 7

Graduates by Programme-Public Institutions

Table G3.1: Botswana Accountancy College

Programme Name	2019	2020	2021
Association of Accounting Technicians (AAT)	21	44	47
Association of Certified Chartered Accountants (ACCA)	11		2
Certificate in Enterprise Risk Management	92		
Certificate in Finance for Non-Finance Managers	22		
Certificate in Public Sector Procurement & Tender Management	14	48	
Chartered Institute of Management Accountants			8
Chartered Institute of Procurement		1	
Bachelor of Arts (Hons) Accounting & Finance	62	82	85
Bachelor of Arts (Hons) Business Management	16	43	75
Bachelor of Arts Entrepreneurship & Business Leadership	77	40	54
Bachelor of Arts (Hons) International Finance & Banking	63	67	75
Bachelor of Arts (Hons) International Hospitality Management	33	30	27
Bachelor of Arts (Hons) in International Tourism Management	85	81	64
Bachelor of Arts (Hons) in Mobile Technologies		11	
Bachelor of Science (Hons) Applied Business Computing	55	34	28
Bachelor of Science Business Intelligence & Data Analytics		6	23
Bachelor of Science (Hons) Computer Systems Engineering	52	72	53
BSc (Hons) Information and Communication Technology			11
Bachelor of Science (Hons) Network Systems Engineering			16
Bachelor of Science (Hons) Mobile & Web Technologies		25	24
Master of Arts Procurement and Logistics Management		12	5
Master of Business Administration	17	15	
Master of Business Management (Executive)			14
Master of Science Project Management	34	26	15
Master of Science Strategic Management	39	63	63
Post Graduate Certificate in Finance for Non-Finance Managers		14	
Post Graduate Certificate in Infrastructure Management		11	
Post Graduate Certificate in Enterprise and Risk Management		17	
Post Graduate Certificate Project Management	9	2	
Post Graduate Certificate in Procurement & Logistics Management		2	
Post Graduate Certificate in Public Sector Project Management		16	
Post Graduate Certificate Strategic Management	1		6
Post Graduate Diploma in Taxation		17	
Post Graduate Diploma Strategic Management		2	3
Post Graduate Diploma in Project Management		1	2
Total	703	782	700

Table G3.2: Botswana College of Engineering and Technology

Programme Name	2019	2020	2021
National Craft Certificate Automotive Mechanics	18		
National Craft Certificate Penal Beating & Spray Painting	3		
Diploma in Building & Civil Engineering	46	31	31
Diploma in Electrical & Electronic Engineering	30	47	40
Diploma in Geomatics	21	32	44
Diploma in Mechanical Engineering	41	61	61
Diploma in Water Environmental Engineering	37	32	47
Total	196	203	223

Table G3.3: Botswana International University of Science & Technology

Programme Name	2019	2020	2021
Bachelor of Engineering (Chemical Engineering)	17	15	9
Bachelor of Engineering (Civil & Environmental Engineering)	26	26	19
Bachelor of Engineering (Computer Engineering)	2		1
Bachelor of Engineering (Computer & Telecommunication)	19	31	15
Bachelor of Engineering (Electrical & Electronic Engineering)	22	30	13
Bachelor of Engineering (Energy Engineering)	1	1	4
Bachelor of Engineering (Geological Engineering)	31	30	16
Bachelor of Engineering (Industrial & Manufacturing)	22	32	10
Bachelor of Engineering (Material & Metallurgical Engineering)		6	2
Bachelor of Engineering (Measurement & Instrumentation)	24	10	2
Bachelor of Engineering (Mechanical & Energy Engineering)	47	35	13
Bachelor of Engineering (Mechatronics Engineering)	15	8	3
Bachelor of Engineering (Mechatronics & Industrial Instrumentation)	4	16	12
Bachelor of Engineering (Mining Engineering)	35	19	7
Bachelor of Engineering (Telecommunication)	8	1	2
Bachelor of Science (Applied Mathematics and Statistics)		1	
Bachelor of Science (Biological Sciences & Biotechnology)	19	10	13
Bachelor of Science (Computer Science & Software Engineering)	6	9	14
Bachelor of Science (Earth & Environmental Sciences)	11	9	3
Bachelor of Sciences (Environmental Sciences)	16	3	8
Bachelor of Science (Environmental and Analytical Chemistry)		6	2
Bachelor of Sciences (Forensic Sciences)	12	8	13
Bachelor of Sciences (Geology)	15	16	7
Bachelor of Science (Information Systems & Data Management)	7	5	4
Bachelor of Science (Material and NANO Chemistry)		1	2
Bachelor of Science (Physics)	2	4	10
Bachelor of Science (Pure & Applied Chemistry)	7	6	9
Bachelor of Science (Pure & Applied Mathematics)	6	7	2
Bachelor of Science (Statistics)	4	4	4
Master of Engineering (Chemical Engineering)			1
Master of Engineering (Computer & Telecommunication)		5	5
Master of Engineering (Geological Engineering)		1	1
Master of Engineering (Industrial & Manufacturing Engineering)	1	1	1

Table G3.3: Botswana International University of Science & Technology (Continued)

Programme Name	2019	2020	2021
Master of Engineering (Materials & Metallurgical Engineering)	1	1	1
Master of Engineering (Mechatronics & Industrial Instrumentation)		1	1
Master of Engineering (Mining Engineering)	1	2	3
Master of Science (Pure & Applied Mathematics)		4	4
Master of Science (Biological Sciences & Biotechnology)		4	9
Master of Science (Chemistry)	2	4	5
Master of Science (Computer Science)		5	7
Master of Science (Environmental Sciences)		3	4
Master of Science (Forensic Sciences)			1
Master of Science (Geological Sciences)		2	4
Master of Science (Information Systems & Data Management)		1	1
Master of Science (Mathematics)			1
Master of Science (Physics)	3	2	5
Master of Science (Statistics)		4	7
Doctor of Philosophy (Biology)		1	1
Doctor of Philosophy (Biological Sciences and Biotechnology)			2
Doctor of Philosophy (Chemical Engineering)			1
Doctor of Philosophy (Industrial & Manufacturing Engineering)			1
Doctor of Philosophy (Mathematics)	1	3	4
Doctor of Philosophy (Pure & Applied Mathematics)	2		
Doctor of Philosophy (Physics)	1		1
Doctor of Philosophy (Statistics)	1		
Total	391	393	295

Table G3.4: Botswana Wildlife Training Institute

Programme Name	2019	2020	2021
Certificate in Wildlife Management	60	51	
Diploma in Wildlife Management	27		
Leadership Skills Enhancement	10		
Problem Animal Control	14		
Induction and Basic Training		24	
Total	111	75	0

Table G3.5: Defence Command Staff College

Programme Name	2019	2020	2021
Senior Command Staff Programme	57	57	0
Total	57	57	0

3

Table G3.6: Botswana Open University

Programme Name	2019	2020	2021
Certificate Community Based Work with Children and Youth	118	60	31
Certificate in Disaster Management	16	25	8
Certificate for Distance Education Practitioners	10	21	47
Certificate in English for Professional Purposes	77		
Certificate in Small Scale Business Management	52	65	52
Certificate in Vocational Education and Training	40	3	51
Foundation Certificate in Microsoft Office Suite	9	5	
Diploma in Business Management	163	132	183
Diploma in Early Childhood Development	396	785	1,564
Diploma in Human Resource Management	214	246	295
Bachelor of Business Administration (Leadership & Change Management)	104	87	157
Bachelor of Business Entrepreneurship	71	34	9
Bachelor of Commerce (HRM & Industrial Relations)	117	55	82
Bachelor of Education Early Childhood Development	40	28	67
Bachelor of Education - Primary	62	21	59
Bachelor of Education (Special & Inclusive Education)	38	33	86
Commonwealth Executive Master of Business Administration (CEMBA)	25	20	54
Commonwealth Executive Master of Public Administration (CEMPA)	12	10	24
Master of Education - Educational Leadership & Management	34	23	56
Post Graduate Certificate in Quality Assurance in Education	49	37	49
Total	1,649	1,690	2,908

Table G3.7: Botswana University of Agriculture and Natural Sciences

5

Programme Name	2019	2020	2021
Diploma in Agriculture			2
Diploma in Agricultural Extension	31	26	32
Higher Diploma in Animal Health & Production	12	14	17
Higher Diploma in Forestry & Range Ecology	2	4	1
Higher Diploma in Agriculture	5	3	
Bachelor of Science Food Science & Technology	34	24	
Bachelor of Science Agricultural Economics	18	50	44
Bachelor of Science Agricultural Education	3	9	16
Bachelor of Science Agricultural Extension	10		1
Bachelor of Science Agricultural Mechanization	12	11	21
Bachelor of Science Agriculture	16	11	12
Bachelor of Science Animal Science	33	31	57
Bachelor of Science Crop Science	13	9	16
Bachelor of Science in Food Science & Technology			47
Bachelor of Science Forestry & Range Ecology	6		
Bachelor of Science in Range Science		12	13
Bachelor of Science Soil & Water Conservation Engineering	29	43	42
Master of Science in Agricultural Engineering (Land use Planning)			1
Master of Science in Agricultural Engineering (Mechanization)			1

Botswana University of Agriculture and Natural Sciences (Continued)

Programme Name	2019	2020	2021
Master of Science in Agricultural Engineering (Soil & Water Engineering)	1	1	1
Master of Science in Animal Science (Animal Breeding & Reproduction)	2	3	1
Master of Science in Animal Science (Animal Nutrition)	2	1	2
Master of Science in Animal Science (Animal Management System)	2		1
Master of Science in Crop Science (Agronomy)	1	1	
Master of Science in Crop Science (Crop Protection)	2	1	1
Master of Science in Crop Science (Horticulture)		1	1
Doctor of Philosophy in Animal Science (Animal Health)		1	
Doctor of Philosophy in Crop Science (Agronomy)		2	
Doctor of Philosophy in Crop Science (Horticulture)	1		
Total	235	258	330

Table G3.8: Francistown College of Technical and Vocational College

Programme Name	2019	2020	2021
BTEP Certificate in Hospitality operations		36	17
BTEP Certificate in Travel & Tourism		18	20
Certificate in Applied Laboratory Sciences		30	36
Certificate in Beauty Therapy		14	
Certificate in Hairdressing	17	26	16
Certificate in Sports, Recreation & Leisure		30	
Certificate in Vocational Education and Training	19		
Diploma in Accounting and Business Studies			34
Diploma in Culinary Arts			5
Diploma in Hospitality Management			6
Diploma in Systems Administration	11	11	
Diploma in Travel & Tourism Management	36	19	18
Advanced Technician Diploma in construction	21		
National Diploma in Secretarial Studies		20	20
National Diploma in Business Administration		11	
National Craft Certificate in Carpentry and Joinery			17
National Craft Certificate in Instrumentation Mechanician		4	
National Craft Certificate in Plumbing and Pipefitting		8	
National Craft Certificate in Refrigeration and Air-cooling		6	
Post Graduate Diploma in Technical and Vocational Education	17	44	42
Total	121	277	231

Table G3.9: Institute of Development Management

Programme Name	2019	2020	2021
Association of Accounting Technicians (AAT)		4	12
Certificate in Archives & Records Management	55	41	48
Certificate in Human Resource Management	48	7	2
Certificate in Public Administration		19	
Diploma in Archives & Records management		38	84
Diploma in Business	22	55	22
Diploma in Computing	21	28	18
Diploma in Educational Management & Leadership	33	26	10
Diploma in Human Resource Management	27	37	23
Diploma in Information Technology	11	4	
Diploma in Public Health	3	6	7
Diploma in Project Management	33	21	25
Diploma in Procurement & Supply (Professional)	21		7
Advanced Diploma in Procurement and Supply	3		5
Bachelor of Arts in Accounting		20	77
Bachelor of Arts in Archives & Records management	54	67	142
Bachelor of Arts in Community Development	46		40
Bachelor of Arts Early Childhood studies		44	70
Bachelor of Business Travel & Tourism Management			32
Bachelor of Education Management	26	17	31
Bachelor of Human Resource Management	12	26	18
Bachelor of Office Management	43		20
Bachelor of Project Management			43
Bachelor of Public Finance & Accountancy		44	65
Bachelor of Public Health Management	165	143	182
Bachelor of Science (Hons) Business Administration	19	4	
Bachelor of Science (Hons) Business Computing & Information Systems	12	4	12
Bachelor of Science Logistics & Supply Chain Management	12	10	8
Bachelor of Science Networking & Software Engineering			22
Bachelor of Science Project Management	10	11	
Postgraduate Diploma in Monitoring & Evaluation	19	24	43
Postgraduate Diploma in Project Management	3	3	
Professional Diploma in Accounting	15		
Professional Diploma in Procurement & Supply	12	2	10
Master of Science Project Management	26	19	26
Master of Science logistics & Supply Chain Management	9	11	10
Total	788	735	1,037

Table G3.10: Gaborone Technical College

Programme Name	2019	2020	2021
Access in Hospitality Operations	9		12
Access to Retail Business		14	12
BTEP Certificate in Beauty Therapy	23		15
BTEP Diploma in System Administration		7	17
Certificate in Clothing Design & Textiles			16
Certificate in Hospitality Operations		14	
Certificate in Travel and Tourism		14	
Clothing Design and Textile		14	
Diploma in Culinary Arts	14		15
Diploma in Electrical & Electronic Engineering (Level 4)		20	26
Diploma in Hospitality Management	8		16
Diploma in Secretarial studies	18	27	17
Diploma in Travel Management	13		17
Higher National Diploma in Secretarial Studies	12	11	6
National Diploma in Accounting and Business Studies	38	7	8
Total	135	128	177

Table G3.11: Institute of Health Sciences-Bamalete Lutheran School of Nursing

Programme Name	2019	2020	2021
Post Basic Diploma in Midwifery	31	1	39
Total	31	1	39

Table G3.12: Institute of Health Sciences-Francistown

Programme Name	2019	2020	2021
Higher Diploma in General Nursing	62	44	70
Post Basic Diploma in Midwifery	35		35
Total	97	44	105

Table G3.13: Institute of Health Sciences-Kanye Seventh Day School of Nursing

Programme Name	2019	2020	2021
Higher Diploma in General Nursing	50	57	38
Post Basic Diploma Family Nurse Practitioner	18		22
Total	68	57	60

Table G3.14: Institute of Health Sciences-Gaborone

Programme Name	2019	2020	2021
Higher Diploma in Dental Therapy		9	
Higher Diploma in General Nursing	39	45	31
Higher Diploma in Medical Laboratory Technology	12	4	13
Higher Diploma in Pharmacy Technology	20	26	16
Post Basic Diploma in Midwifery		42	
Post Basic Diploma Family Nurse Practitioner	22	1	
Total	93	127	60

Table G3.15: Institute of Health Sciences-Lobatse

Programme Name	2019	2020	2021
Advanced Diploma in Psychiatric Mental Health	28		34
Higher Diploma in Environmental Health	16	14	16
Higher Diploma in General Nursing	34	27	32
Total	78	41	82

Table G3.16: Institute of Health Sciences-Molepolole

Programme Name	2019	2020	2021
Higher Diploma in General Nursing	54	57	39
Total	54	57	39

Table G3.17: Institute of Health Sciences-Serowe

Programme Name	2019	2020	2021
Higher Diploma in Health Nursing			33
Higher Diploma in General Nursing	41	54	88
Total	41	54	121

Table G3.18: Molepolole College of Education

Programme Name	2019	2020	2021
Diploma in Secondary Education	25	109	60
Total	25	109	60

Table G3.19: Oodi College of Arts and Technology

Programme Name	2019	2020	2021
Certificate in Applied Laboratory Science	4	14	8
Certificate in Business Professional & Administration	17		
Certificate in Furniture Design & Manufacture			16
Certificate in Jewellery Design & Manufacture		16	13
Certificate in Sports Recreation & Leisure	9		27
Advanced Certificate in Multimedia		13	
Diploma in Information Technology			
Diploma in Multimedia		3	
Diploma in Network Technician		14	
Total	30	60	64

Table G3.20: Roads Training Centre

Programme Name	2019	2020	2021
Certificate in Roads Technician	14		
Diploma in Highway Engineering Technician	15	27	27
Total	29	27	27

Table G3.21: Serowe College of Education

Programme Name	2019	2020	2021
Diploma in Early Childhood Care	24	17	49
Diploma in Primary Education	79	89	189
Total	103	106	238

Table G3.22: Tlokweng College of Education

Programme Name	2019	2020	2021
Diploma in Primary Education	67	103	77
Total	67	103	77

Table G3.23: Tonota College of Education

Programme Name	2019	2020	2021
Diploma in Secondary Education	39	63	152
Total	39	63	152

Table G3.24: University of Botswana

Programme Name	2019	2020	2021
Diploma in Accounting & Business Studies	68	110	125
Diploma in Adult Education	2	2	
Diploma in Archives & Records Management	14	8	11
Diploma in Defence and Strategic Studies	25	14	27
Diploma in Library & Information Studies	3	3	8
Diploma in NGO Management	2	2	
Diploma in Population Studies	4	7	2
Diploma in Social Work	4	4	14
Diploma in Statistics	5	9	7
Bachelor of Accountancy	73	87	79
Bachelor of Architecture	12	16	19
Bachelor of Arts (Chinese Studies)	14	4	11
Bachelor of Arts (Criminal Justice)	29	25	25
Bachelor of Arts (Economics)	25	22	19
Bachelor of Arts (English)			1
Bachelor of Arts (Environmental Science)	6	2	5
Bachelor of Arts (Humanities)	73	36	33
Bachelor of Arts (Library & Information Studies)	9	12	6
Bachelor of Arts (Media Studies)	23	37	9
Bachelor of Arts (Pastoral Studies)			1
Bachelor of Arts (Political Science)			1
Bachelor of Arts (Psychology)	7		
Bachelor of Arts (Public Administration)	1	1	
Bachelor of Arts (Social Sciences)	186	226	215
Bachelor of Arts (Sociology)		1	
Bachelor of Arts (Theology & Religious Studies)		1	

Table G3.24: University of Botswana (Continued)

Programme Name	2019	2020	2021
Bachelor of Business Administration (Entrepreneurship & Enterprise Development)	28	40	20
Bachelor of Business Administration (International Business)	26	26	28
Bachelor of Business Administration (logistic & Supply Management)	49	44	55
Bachelor of Business Administration (Management)	79	50	80
Bachelor of Business Administration (Marketing)	38	25	39
Bachelor of Business Administration (Tourism & Hospitality Management)	30	29	31
Bachelor of Design (Design & Technology)	3	3	8
Bachelor of Design (Industrial Design)	2	3	5
Bachelor of Education (Adult)	30	25	11
Bachelor of Education (Business)	3	14	12
Bachelor of Education (Counselling)	25	53	58
Bachelor of Education (Early Childhood)	3	5	28
Bachelor of Education (Family & Consumer Sciences)	141	41	14
Bachelor of Education (Leadership Management)	26	26	15
Bachelor of Education (Physical Education)			34
Bachelor of Education (Primary Education)	23	1	7
Bachelor of Education (Science)	59	72	98
Bachelor of Education (Secondary, Humanities)			2
Bachelor of Education (Secondary) Science	12	3	1
Bachelor of Education (Special)	22	27	20
Bachelor of Engineering (Civil Engineering)	32	49	46
Bachelor of Engineering (Construction & Engineering Management)	2		
Bachelor of Engineering (Electrical & Electronic Engineering)	17	39	32
Bachelor of Engineering (Industrial Engineering)	15	15	25
Bachelor of Engineering (Mechanical Engineering)	22	31	40
Bachelor of Engineering (Mineral Engineering)	6	8	13
Bachelor of Engineering (Mining Engineering)	8	17	6
Bachelor of Finance	61	66	50
Bachelor of Fine Arts (Theatre Arts)	5	10	6
Bachelor of Geomatics	12	15	17
Bachelor of Information & Knowledge Management (Archives & Records Management)		10	31
Bachelor of Information & Knowledge Management (Knowledge Management)	8	1	7
Bachelor of Information & Knowledge Management (Library & Information Studies)		10	7
Bachelor of Information Systems (Business Information Systems)	27	14	11
Bachelor of Information Systems (Computer Information Systems)	15	8	3
Bachelor of Information Systems (Information Management)	11	11	15
Bachelor in Land Management	11	4	1
Bachelor of Laws	55	58	93
Bachelor of Library & Information Studies	12	22	14
Bachelor of Media Studies	40	53	6
Bachelor of Medicine/Surgery	48	51	47

Table G3.24: University of Botswana (Continued)

Programme Name	2019	2020	2021
Bachelor of Nursing Science	41	64	65
Bachelor of Psychology		7	9
Bachelor of Real Estate			9
Bachelor of Science (Applied Geophysics)	11	2	7
Bachelor of Science (Biological Sciences)	21	24	33
Bachelor of Science (Chemistry)	15	21	23
Bachelor of Science (Computer Science)	5	22	18
Bachelor of Science (Computing with Finance)	9	28	33
Bachelor of Science (Cytotechnology & Histotechnology)	13	8	11
Bachelor of Science (Environmental Health)	24	15	30
Bachelor of Science (Environmental Science)	3	6	9
Bachelor of Science (General)	31	68	58
Bachelor of Science (Geology)	12	9	9
Bachelor of Science (Information Technology)	10	7	10
Bachelor of Science (Mathematics)	2	5	2
Bachelor of Science (Mathematics of Finance)			5
Bachelor of Science (Medical Laboratory Sciences)	29	25	31
Bachelor of Science (Physics)	12	18	13
Bachelor of Science (Physics with Meteorology)	1	5	6
Bachelor of Science (Radiation & Health Physics)	9	7	15
Bachelor of Science Real Estate	11	17	12
Bachelor of Science (Statistics)	1		3
Bachelor of Science (Urban & Regional Planning)	10	19	21
Bachelor of Social Work	44	53	100
Master of Archives & Records Management	7	11	10
Master of Arts (Development Studies)	12	3	3
Master of Arts (Economics)	12	9	20
Master of Arts (English)	2	2	1
Master of Arts (History)		1	
Master of Arts Politics & International relations	15	14	14
Master of Arts (Population Studies)	1	2	5
Master of Arts (Statistics)	1	3	1
Master of Arts (Theological Studies)	3	1	2
Master of Arts (Professional) in Urban & Regional Planning		3	2
Master of Business Administration		14	18
Master of Defence & Strategic Studies	9	16	14
Master of Development Practice	4	1	4
Master of Education (Adult Education)		4	1
Master of Education (Counselling & Human Services)		23	22
Master of Education (Curriculum & Instruction)	1	6	1
Master of Education (Early Childhood Management)	1	2	
Master of Education (Educational leadership & Management)	8	2	3
Master of Education (Environmental Education)			1
Master of Education (Gender Education)		2	1
Master of Education (Language Education)			2

Table G3.24: University of Botswana (Continued)

Programme Name	2019	2020	2021
Master of Education (Mathematics Education)	7	6	5
Master of Education (Physical Education)	2	2	2
Master of Education (Primary Education)			1
Master of Education (Religious Education)	1	1	
Master of Education (Research & Evaluation)	4	2	8
Master of Education (Science Education)	1		1
Master of Education (Social Studies)		2	
Master of Executive Entrepreneurship		8	5
Master of Laws	1	7	11
Master of Library & Information Studies	7	4	2
Master of Medicine (Anatomic Pathology)			1
Master of Medicine (Emergency Medicine)		1	2
Master of Medicine (Family Medicine)		5	3
Master of Medicine (Internal Medicine)		3	4
Master of Nursing Science (Family Nurse Practitioner)		1	6
Master of Nursing Science (General)		1	
Master of Nursing Science (Parent and Child Nursing)		1	3
Master of Nursing Science (Psychiatric Mental Health Nursing)		3	1
Master of Project Management		7	4
Master of Public Administration (Human Resource Management)	22	17	18
Master of Public Administration (Local Government Management)		1	
Master of Public Administration (Public Policy & Administration)	6	3	3
Master of Public Administration (Public Financial Management)	3	1	2
Master of Research and Public Policy		7	10
Master of Science (Applied Microbiology)		2	2
Master of Science (Chemistry)		7	3
Master of Science (Civil Engineering)		1	3
Master of Science (Computer Information Systems)			6
Master of Science (Computer Science)			3
Master of Science (Electrical & Electronic Engineering)			3
Master of Science (Environmental Science)		11	11
Master of Science (Hydrogeology)			2
Master of Science (Mathematics)		4	1
Master of Science (Mechanical Engineering)		3	
Master of Science (Organic Chemistry)	1		
Master of Science (Physics)	2	1	2
Master of Social Work	13	2	1
Master of Social Work (Clinical Social Work)			1
Master of Social Work (Social Policy & Administration)			1
Master of Philosophy (Biological Sciences)	1	2	1
Master of Philosophy (Chemistry)	1		
Master of Philosophy (Engineering)			1
Master of Philosophy (Medical Sciences)		1	
Master of Philosophy (Natural Resource Management)	5		2

Table G3.24: University of Botswana (Continued)

Programme Name	2019	2020	2021
Doctor of Philosophy (Adult Education)			2
Doctor of Philosophy (Biological Sciences)	1	3	1
Doctor of Philosophy (Built Environment)		1	
Doctor of Philosophy (Business)		1	2
Doctor of Philosophy (Chemistry)	3		
Doctor of Philosophy (Counselling & Human Services)		1	
Doctor of Philosophy (Curriculum and Instruction)		1	1
Doctor of Philosophy (Early Childhood Education)	1		
Doctor of Philosophy (Economics)	1	2	
Doctor of Philosophy (Educational Management)			1
Doctor of Philosophy (Engineering)	4	4	2
Doctor of Philosophy (English)	1		
Doctor of Philosophy (Environmental Science)	3	2	2
Doctor of Philosophy (Food and Nutrition)		1	
Doctor of Philosophy (Language Education)	1		
Doctor of Philosophy (Library and information Studies)	1	2	1
Doctor of Philosophy (Mathematics)	1	2	
Doctor of Philosophy (Medical Sciences)	1	1	2
Doctor of Philosophy (Natural Resource Management)	1	1	
Doctor of Philosophy (Political Science)	1		1
Doctor of Philosophy (Population Studies)	2		
Doctor of Philosophy (Public Administration)		1	1
Doctor of Philosophy (Education, Research & Evaluation)	1		
Doctor of Philosophy (Social Work)		2	
Doctor of Philosophy (Sociology)			1
Doctor of Philosophy (Statistics)		2	
Doctor of Philosophy (Theology & Religious Studies)		1	2
Post Graduate Diploma in Education	126	128	51
Post Graduate Diploma in Statistics	1		
Total	2,228	2,444	2,529

Annexure 8

List of Tertiary Education Institutions-Higher Education Institutions

CATEGORIES	PRIVATE INSTITUTIONS
Private Universities	<ol style="list-style-type: none"> 1. Ba Isago University 2. Botho University 3. Limkokwing University of Creative Technology 4. ABM University College 5. AFDA Botswana 6. Assembly Bible College 7. Arthur Portland College 8. Boitekanelo College
Private Institutions	<ol style="list-style-type: none"> 1. Bosa Bosele Training Institute 2. Botswana Institute of Bankers 3. DDT Medical School 4. Flying Mission 5. Gaborone Institute of Professional Studies 6. Gaborone Universal College of Law 7. Imperial School of Business 8. Kgogagano College of Theological Education 9. Logan Business College 10. MANCOSA 11. Mega Size College 12. New Era College of Arts & Technology
CATEGORIES	PUBLIC INSTITUTIONS
Public Universities	<ol style="list-style-type: none"> 1. Botswana International University of Science and Technology 2. Botswana Open University 3. Botswana University of Agriculture and Natural Science 4. University of Botswana
Colleges of Education	<ol style="list-style-type: none"> 1. Molepolole College of Education 2. Serowe College of Education 3. Tlokweng College of Education 4. Tonota College of Education
Institute of Health Sciences	<ol style="list-style-type: none"> 1. IHS - Lobatse 2. IHS - Gaborone 3. IHS - Molepolole 4. IHS - Francistown 5. IHS - Serowe 6. Bamalete Lutheran School of Nursing 7. Kanye SDA School of Nursing
Technical Colleges	<ol style="list-style-type: none"> 1. Gaborone Technical College 2. Botswana College of Engineering & Technology 3. Francistown College of Technical & Vocational Education 4. Oodi College of Applied Arts & Sciences
Regular Public Institutions	<ol style="list-style-type: none"> 1. Institute of Development Management 2. Defence Command & Staff College 3. Botswana Accountancy College 4. Botswana Wildlife Training Institute 5. Roads Training Centre

Annexure 9

List of Tertiary Institutions-Technical and Vocational Education & Training

CATEGORIES	PRIVATE INSTITUTIONS
Vocational Training Colleges	<ol style="list-style-type: none"> 1. Jwaneng Technical College 2. Maun Technical College 3. Palapye Technical College 4. Selibe-Phikwe Technical College
Brigades	<ol style="list-style-type: none"> 1. Barolong Vocational Training Centre 2. Bobonong Brigades Centre 3. Boteti Brigades Centre 4. Chobe Brigades Centre 5. Gantsi Brigades Centre 6. Gweta Brigades Centre 7. Kang Brigades Centre 8. Kanye Brigades Centre 9. Kgatleng Development Centre 10. Kweneng Bophirima Development Trust 11. Kweneng Rural Development Association 12. Lobatse Brigades Centre 13. Madiba Brigades Centre 14. Mahalapye Development Trust 15. Marapong Development Trust 16. Marobela Brigades Centre 17. Matsheng Brigades Centre 18. Moseitse Brigades Centre 19. Moshupa Development Trust 20. Naledi Brigades Centre 21. Ngethu Brigades Centre 22. Nkange Brigades Centre 23. Nswazwi Brigades Centre 24. Okavango Brigades Centre 25. Ramatea Vocational Centre 26. Senyawe Brigades Centre 27. Serowe Brigades Centre 28. Shashe Brigades Centre 29. Shoshong Brigades Centre 30. Tlokwenng Brigades Centre 31. Kgalagadi South Brigades Centre 32. Tswapong Bokone Brigades Centre 33. Tshwaragano Brigades Centre 34. Tswelelopele Brigades Centre 35. Tutume Brigades Centre 36. Zwenshambe Brigades Centre

Annexure 10

ISCED 13

<http://uis.unesco.org/sites/default/files/documents/international-standard-classification-of-education-fields-of-education-and-training-2013-detailed-field-descriptions-2015-en.pdf>

Annexure 11

Botswana NCQF-TVET and higher education sub-systems

Level	TVET	Higher Education	Minimum Number of Credits
10		Doctoral Degree	360
9		Master's Degree	240
8		Ordinary Bachelor's Degree Honours	1
		1	2
Professional Bachelor's Degree Honours		5	3
		3	4
Post-Graduate Diploma		1	6
		1	
Post-Graduate Certificate	120	1	3
		3	1
		7	4
	22	17	18
600		1	
	6	3	3
120	3	1	2
		7	10
60		2	2
7		Bachelor's Degree	360
480		1	3
6	Diploma		6
(BTEP Diploma)	Diploma	240	3
360			3
5	Certificate V	11	11
(NCC, BTEP Advanced Certificate)		120	2
4	Certificate IV	4	1
(Trade Test B, BTEP Certificate)		60	
3	Certificate III		
(Trade Test C, BTEP Foundational Certificate)		40	2
2	Certificate II		40
1	Certificate I		40

Annexure 12

Technical description of indicators

Indicator	Definition	Purpose	Data Requirement
Net Intake Rate	New entrants in the first year of tertiary education who are of the official tertiary education-entrance age (18 years), expressed as a percentage of the population of the same age (18 years).	To precisely measure access to first year of tertiary education by the eligible population of tertiary education level entrance age (18 years).	<ul style="list-style-type: none"> New entrants in the first year of tertiary education aged 18 years. Population of the official tertiary education level entrance age i.e. 18 years.
Transition Rate	The number of upper secondary school students admitted to the first year of tertiary education level in a given year t, expressed as a percentage of the number of students enrolled in the final grade of upper secondary education level in the previous year t-1.	To convey information on the degree of access or transition from one cycle or level of education to a higher one in this case from upper secondary to tertiary education.	<ul style="list-style-type: none"> Enrolment/ BGCSE candidates in the final grade of upper secondary education level for school year. New entrants to the first year of tertiary level of education for year t+1.
Gross Enrolment Ratio	Total enrolment in a specific level of education, in this case tertiary education, regardless of age, expressed as a percentage of the eligible official school-age population (18-24 years) corresponding to the same level of education in a given school year.	To show the general level of participation in a given level of education, in this case tertiary education. It indicates the capacity of the education system to enrol students of a particular age group (in this case 18-24 years).	<ul style="list-style-type: none"> Total enrolment in tertiary education. Population aged 18 -24 years.
Participation rate in technical-vocational programmes (15-24 year old)	The percentage of young people aged 15-24 years participating in technical or vocational education either in formal or non-formal (e.g. work-based or other settings) education, on a given date or during a specified period	To show the level of participation of youth in technical and vocational education and training.	<ul style="list-style-type: none"> Total enrolment for the age group 15-24 years Population aged 15 -24 years.
Percentage Distribution of Students in Tertiary Education by ISCED Level	Enrolment in tertiary education at each ISCED level as a percentage of total enrolment in tertiary education.	To show the distribution of tertiary students by ISCED levels. It also helps to understand the way in which degrees and qualification structures for tertiary education are organized within countries.	<ul style="list-style-type: none"> Enrolment in tertiary education by ISCED level.
Percentage of female teachers	The number of female teachers at a given level of education expressed as a percentage of the total number of teachers (male and female) at the same level in a given school year.	To show the gender composition of the teaching force. It helps also in assessing the need for opportunities and/or incentives to encourage both women and men to participate in teaching activities at a given level of education.	<ul style="list-style-type: none"> Number of teachers by gender
Graduation Rate	Total number of graduates for a particular cohort, regardless of age, expressed as a percentage of student enrolled in the final year of that cohort.	To indicate the general level of graduation in tertiary education. It also indicates the capacity of the tertiary education system to produce graduates for the enrolled students. The indicator is also a proxy for internal efficiency of tertiary educational systems	<ul style="list-style-type: none"> Total Number of graduates Total enrolment for the cohort from which the graduates were produced
Percentage Distribution of Graduates By ISCED Fields of Education at the Tertiary Level	The number of graduates from each ISCED field of education in tertiary education, expressed as a percentage of the total number of graduates in tertiary education	To show the distribution of tertiary graduates over different fields of education. It also reflects the development of tertiary education in terms of the range of fields offered as well as the supply of qualified human resources in different specializations.	<ul style="list-style-type: none"> Graduates in tertiary education by field of education
Inbound Mobility Rate	Number of international students studying in a given country, expressed as a percentage of total tertiary enrolment in the country of study.	To measure the mobility of students across countries for academic reasons.	<ul style="list-style-type: none"> International student enrolled in the local institutions Total enrolment in local institutions

References

Callender, C. (2022). *Undergraduate Student Funding in England: The Challenges Ahead for Equity*. In: Tavares, O., Sá, C., Sin, C., Amaral, A. (eds) *Equity Policies in Global Higher Education. Issues in Higher Education*. Palgrave Macmillan, Cham. <https://doi.org/10.1007/978-3-030-69691-7.6>

2022



2021

2022

2022

2020

2019

2018

ISBN: 978-99968-937-2-8



HUMAN
RESOURCE
DEVELOPMENT
COUNCIL
of BOTSWANA



STATISTICS BOTSWANA